

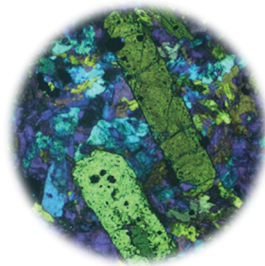


## Versamet 4 Microscope Series

INVERTED METALLURGICAL MICROSCOPE



- Stable and comfortable operation
- Outstanding image resolution and clarity
- Brightfield or brightfield/darkfield models available
- Standard polarized light observation, DIC also available



## Features

- Ergonomic head and low-position focus knobs and stage handle provides comfortable operation and reduced fatigue
- Smart ECO system saves energy by automatically turning the light off when microscope is not in use
- Supports a variety of observation methods including brightfield, darkfield, polarized light, DIC
- Versatile and configurable microscope is widely applied in metallurgy, smelt, heat treatment, raw material inspection, material processing, food safety evaluation, medical/clinical testing and geological testing



Shown above with optional  
Excelis HD camera

## SPECIFICATIONS

<b>Optical System</b>	Infinity color corrected optical system
<b>Viewing Head</b>	Trinocular head, 45° inclined, interpupillary distance adjustment: 50-75mm, Viewing split = 100% binocular or 100% trinocular
<b>Eyepieces</b>	WF 10x/22mm focusing eyepieces with roll-down eyeguards, accepts reticle <i>Optional: WF 15x/16mm focusing eyepieces, accepts reticle; WF 20x/12mm focusing eyepieces</i>
<b>Objectives</b>	<b>BF:</b> Infinity M LWD Plan Achromat 5x, 10x, 20x, and semi-apo 50x metallurgical objectives <b>BF/DF:</b> Infinity M LWD BF/DF Plan Achromat 5x, 10x, 20x, and semi-apo 50x metallurgical objectives
<b>Nosepiece</b>	<b>BF:</b> Encoded quintuple nosepiece with DIC slot <b>BF/DF:</b> Encoded brightfield and darkfield quintuple nosepiece with DIC slot
<b>Frame</b>	Reflected, inverted metallurgical frame; coaxial fine and coarse focusing system Coarse range: 9mm (6.5mm up and 2.5 down), Fine precision: 0.002mm; BF/DF slider Polarizer, and 360° rotating analyzer
<b>Illumination</b>	12 volt/100 watt halogen illuminator with variable intensity and light indicator; external transformer: 100v - 240v input, 12v5A output; ECO infrared induction sensor; Adjustable and centerable field iris diaphragm and aperture diaphragm; ø32mm LBD, yellow and green filters
<b>Stage</b>	240 x 250mm integrated three-layer mechanical stage; movement range: 50 x 50mm; X-Y Vernier scales; low-position right-handed stage controls; ø12mm and ø25mm teardrop stage plate inserts, crescent-shaped stage plate insert to allow for rotation of high magnification objectives;
<b>Camera Adapter (Optional)</b>	Accepts 0.35x/0.5x/0.65x/1.0x C-mount adapters (not included)
<b>Optional Accessories</b>	DIC slider Filters: ø32mm blue, and frosted <i>Excelis™</i> and <i>Lumenera®</i> cameras with measurement and materials software C-mount adapters: 0.35x, 0.50x, 0.65x, and 1.0x with focus adjustments Reticles: crossline, grid, Austenite grain size and custom patterns are available Stage micrometers, Metric (mm) and English (inches) with NIST traceability are available

### ISO 9001

Design and production adheres to ISO9001 international quality standard.

### ISO 14001

Design and production meets the requirements of international standard ISO 14001 for environmental management.

