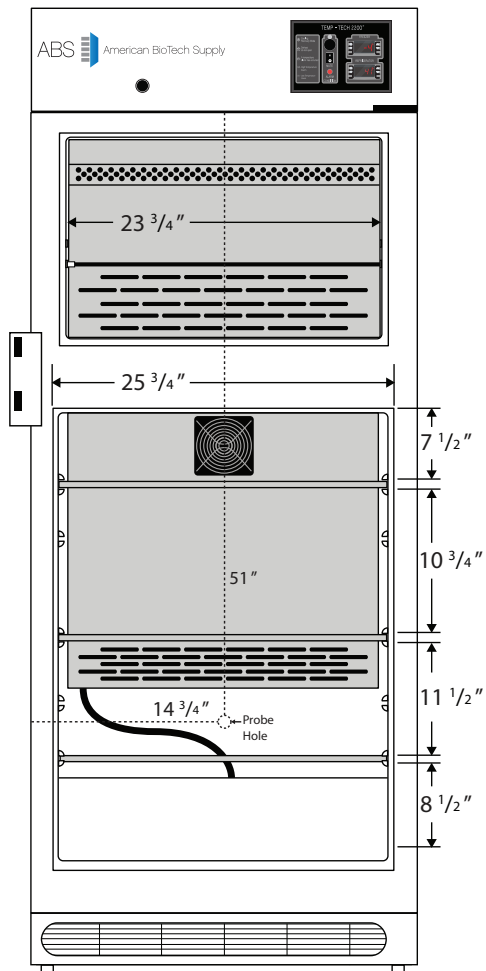
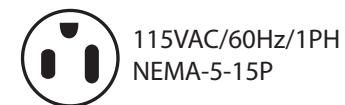
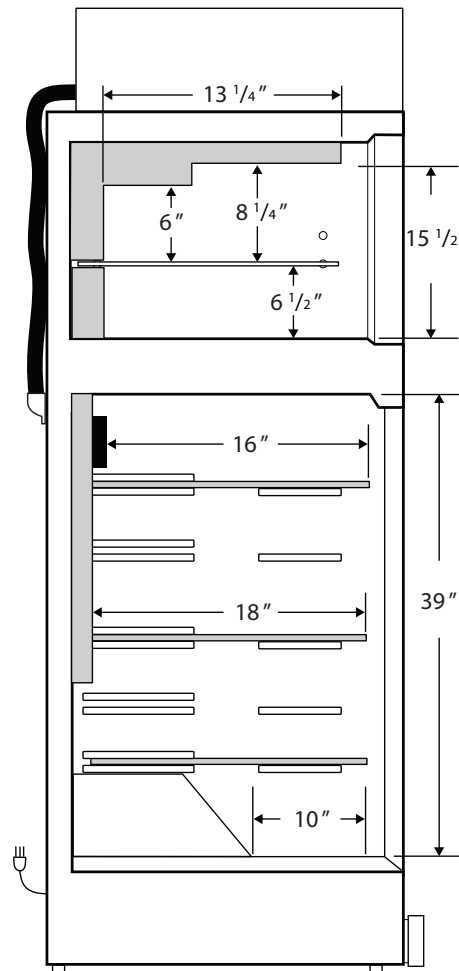


CUTSHEET

Front View



Side View



Compartment	Cu. Ft	Defrost	Door	Int Door	Shelves	Interior Dim.			Refrigerant	H.P.	Amps	Weight
						W"	D"	H"				
Freezer	3	Auto	1 Solid	0	1 Fixed	23 3/4	13 1/4	15 1/2	R134a	1/8	7.5	263 lbs.
Refrigerator	13	Cycle	1 Solid	0	3 Adj.	25 3/4	18	39				

Note: Interior dimensions are estimates and subject to change without notice