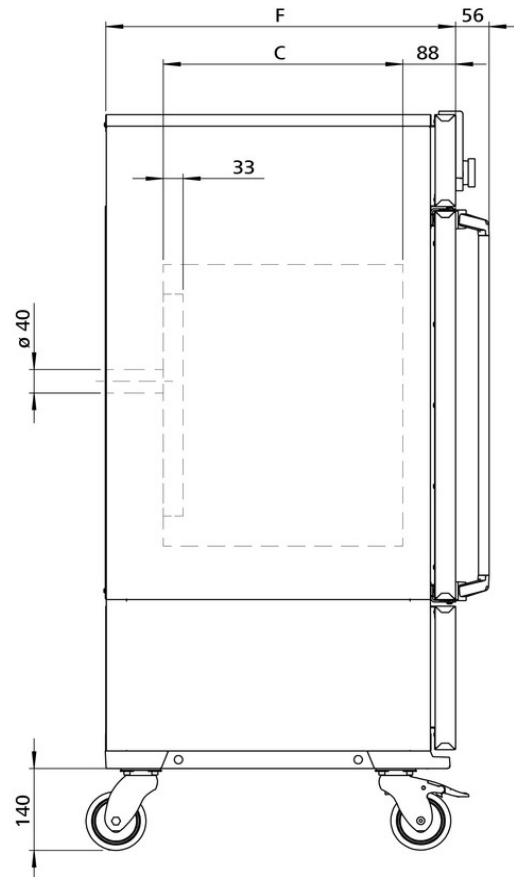
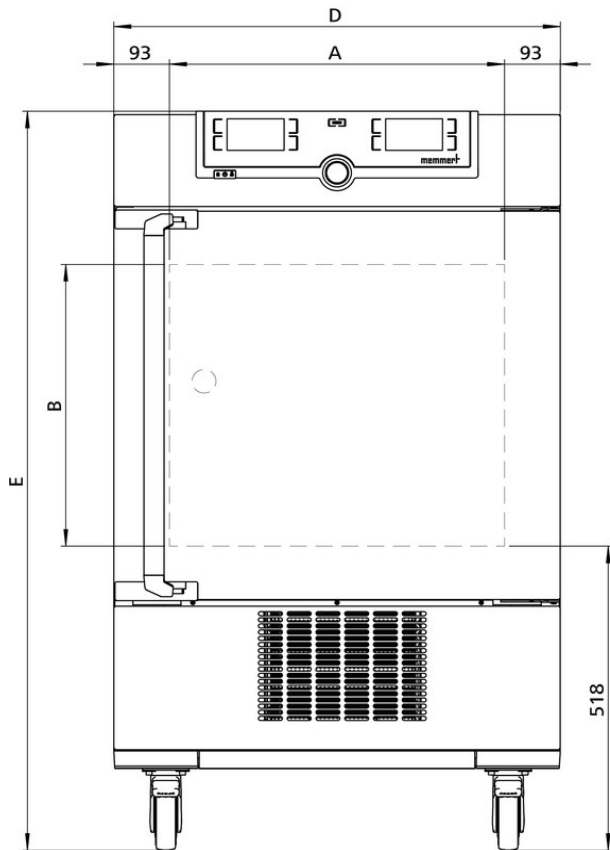


Climate Chamber ICH110C

Unparalleled homogeneity of temperature and humidity! For stability testing according to ICH - WHO - EMA - ASEAN - GMP - GLP – GCCP.



On this page, you can find all the essential technical data on the Memmert climate chamber ICH. Our customer relations team will be pleased to help if you want further information. If you should require a customized special solution, please contact our technical specialists at info@memmertusa.com.



Temperature

Setting temperature range	+10 to +50 °C
Working temperature range	with and without humidity: from +10°C up to +50°C
Setting resolution temperature	0.1 °C
Temperature sensor	2 Pt100 sensors DIN Class A in 4-wire-circuit for mutual monitoring, taking over functions in case of an error

Humidity

Humidity	humidity supply with distilled water from external tank by self-priming pump
Humidification	humidification by hot steam generator
Humidity	active humidifying and de-humidifying adjustable from 10-80 % rh with digital display of relative humidity - resolution of display 0.1 %, setting resolution 0.5 %

CO2

CO2	digital electronic CO ₂ -control with automatic zeroing (infrared measuring system) - adjustment range 0-20 % - resolution 0.1 %
CO2	CO ₂ -supply via sterile filter
CO2	intrinsic adjustment of altitude above sea level
CO2	CO ₂ -supply interruption upon door opening

Control technology

ControlCOCKPIT	TwinDISPLAY. Adaptive multifunctional digital PID-microprocessor controller with 2 high-definition TFT-color displays.
adjustable parameters	temperature (Celsius or Fahrenheit), fan speed, relative humidity, CO2, timer
Language setting	German, English, Spanish, French, Polish, Czech, Hungarian
Timer	Digital backwards counter with target time setting, adjustable from 1 minute to 99 days
Function SetpointWAIT	the process time does not start until the set temperature is reached
Calibration	three freely selectable values each, temperature/humidity/CO ₂

Ventilation

Fan	forced air circulation in working chamber adjustable from 10 to 100 % in 10 % steps, fixed value 50 % when working with CO ₂
------------	---

Communication

Documentation	program stored in case of power failure
Programming	AtmoCONTROL software on a USB stick for programming, managing and transferring programs via Ethernet interface or USB port

Safety

Temperature control	mechanical temperature limiter TB, protection class 1 according to DIN 12880 to switch off the heating approx. 10°C above nominal temperature
Temperature control	over- and undertemperature monitor TWW, protection class 3.3 or adjustable temperature limiter TWB, protection class 2, selectable on display
AutoSAFETY	additionally integrated over- and undertemperature protection "ASF", automatically following the setpoint value at a preset tolerance range, alarm in case of over- or undertemperature, heating is switched off in case of overtemperature, compressor in case of undertemperature
Autodiagnostic system	integral fault diagnostics for temperature, CO ₂ and humidity control
Alarm	visual and acoustic

Heating concept

Air jacket	air jacket heating system for gentle all-around heating
Heating concept	no drying-up of the load caused by the cooling device due to separation of thermal jacket from interior
Cooling	energy-saving use of CFC-free cooling/heating system (refrigerant R134a)
Defrosting	highly efficient automatic defrosting system

Standard equipment

Entry port	Entry port (silicone), 40 mm clear diameter, moisture tight, can be closed by a silicone stopper, standard position at the back
Door	fully insulated stainless steel door with 2-point locking (compression door lock)
Shelving	2 stainless steel grids, electropolished
Works calibration certificate	standard values +10 °C and +37 °C, 60 % rh at +30 °C
Door	inner glass door

Stainless steel interior

Dimensions	$w_{(A)} \times h_{(B)} \times d_{(C)}$: 22 x 18.9 x 15.7 inches (d less 1.3" for fan)
Volume	108 l / 3.8 cu ft
Max. number of shelves	5
Max. loading of chamber	330 lbs
Max. loading per shelf	44 lbs

Textured stainless steel casing

Dimensions $w_{(D)} \times h_{(E)} \times d_{(F)}$: 29.3 x 48.5 x 23 inches (d +2.2" door handle)

Installation on lockable castors

Housing rear zinc-plated steel

Electrical data

Voltage 230 V ($\pm 10\%$), 50 Hz

Electrical load approx. 1350 W / 5.9 A

Voltage 115 V ($\pm 10\%$), 50/60 Hz

Electrical load approx. 1350 W / 11.8 A

Ambient conditions

Set Up The distance between the wall and the rear of the appliance must be at least 6". The clearance from the ceiling must not be less than 8" and the side clearance from walls or nearby appliances must not be less than 2".

Ambient temperature 15 °C to 28 °C (up to 34 °C with limited temperature range)

Humidity rh max. 70 %, non-condensing

Altitude of installation max. 2,000 m above sea level

Overvoltage category II

Pollution degree 2

Packing/shipping data

Transport information The appliances must be transported upright

Customs tariff number 8419 8998

Country of origin Federal Republic of Germany

WEEE-Reg.-No. DE 66812464

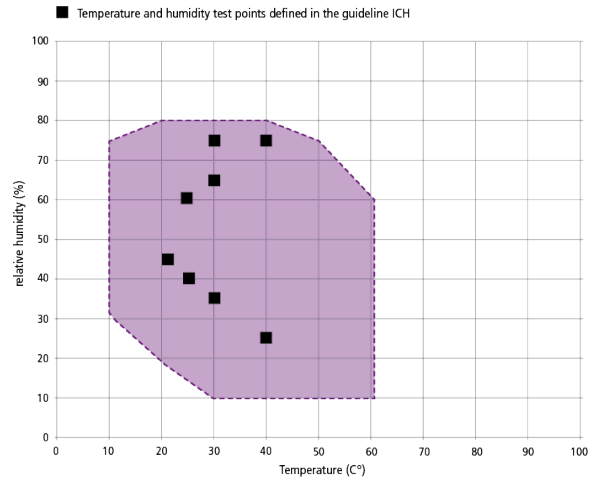
Dimensions approx incl. carton w x h x d: 35 x 56 x 32 inches

Net weight approx. 241 lbs

Gross weight carton approx. 303 lbs

Temperature-humidity working range ICHeco

Not all climate chambers are the same. The humidity content of the chamber load, the ambient conditions and the respective temperature-humidity working range are decisive factors in the selection of the right appliance. In the adjacent diagram, you can see the possible temperature/humidity combinations for our climate chamber ICHeco. Within the respective temperature-humidity range, condensation-free permanent operation is possible. To which extent condensation may occur in the threshold range depends on the humidity content of the chamber load and the ambient conditions.



Temperature-humidity working range ICHeco/ICH

Standard units are safety-approved and bear the test marks

