

CORIO CD-1000F Refrigerated / heating circulator

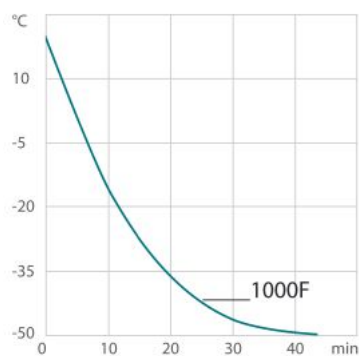
Refrigerated / heating circulators of the new CORIO series distinguish themselves with a great price-to-performance ratio. They are ideal for all standard tasks and routine work in laboratories and industry.

Product features

- Models for internal and external applications
- Bright, white, easy to read display
- Very quiet
- Easy pump change-over between internal and external circulation
- External pump connections
- USB connection
- Space-saving cooling coil design provides more usable space in the bath tank
- Bath lid and drain tap included
- Removable ventilation grid
- Refrigeration unit without side vents
- Class III (FL) according to DIN 12876-1
- Very quiet
- High-quality bath tanks made of stainless steel with bath lid and drain tap

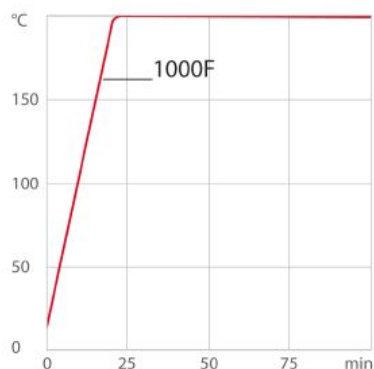


Cool-down time



Medium: Ethanol

Heat-up time (230V, 2kW heater)



Medium: Thermal

Performance values

115V/60Hz (Nema N5-20 Plug)	
Heating capacity kW	1
Viscosity max. cST	50
Pump capacity flow rate l/min	16
Pump capacity flow pressure psi	4.8
Power A	16

Order No.	9012707.02						
Cooling capacity (Ethanol)							
°C	20	10	0	-10	-20	-30	-40
kW	1	1	0.98	0.75	0.53	0.27	0.13
* Performance specifications measured in accordance with DIN12876. Cooling capacities up to 20 °C measured with ethanol; over 20 °C with thermal oil unless otherwise specified. Performance specifications apply at an ambient temperature of 20 °C. Performance values may differ with other bath fluids.							
Refrigerant stage 1							
Refrigerant	R449A						
Filling volume g	190						
Global Warming Potential for R449A	1397						
Carbon dioxide equivalent t	0.265						

230V/60Hz (Nema N6-20 Plug)	
Heating capacity kW	2
Viscosity max. cST	50
Pump capacity flow rate l/min	17
Pump capacity flow pressure psi	6.2
Power A	14

Order No.	9012707.13						
Cooling capacity (Ethanol)							
°C	20	10	0	-10	-20	-30	-40
kW	1	1	0.98	0.75	0.53	0.27	0.13
* Performance specifications measured in accordance with DIN12876. Cooling capacities up to 20 °C measured with ethanol; over 20 °C with thermal oil unless otherwise specified. Performance specifications apply at an ambient temperature of 20 °C. Performance values may differ with other bath fluids.							
Refrigerant stage 1							
Refrigerant	R449A						
Filling volume g	190						
Global Warming Potential for R449A	1397						
Carbon dioxide equivalent t	0.265						

Technical data

Available voltage versions		Bath	
Order No.	9 012 707	Bath tank	Stainless steel
Available voltage versions:		Bath cover	integrated
9012707.13	230V/60Hz (Nema N6-20 Plug) (R449A)	Usable bath opening in. (W x L / D)	7.1 x 5.1 / 5.9
9012707.03.chn	230V/50Hz (CN Plug) (R449A)		
9012707.04	230V/50Hz (UK Plug Type BS1363A) (R449A)		

9012707.05	230V/50Hz (CH Plug Type SEV 1011) (R449A)
9012707.02	115V/60Hz (Nema N5-20 Plug) (R449A)
9012707.03	230V/50Hz (Schuko Plug - CEE 7/4 Plug Type F) (R449A)
9012707.12	200V/50-60Hz (Nema N6-20 Plug) (R449A)

Cooling

Cooling of compressor	1-stage Air
-----------------------	-------------

Other

Classification	Classification III (FL)
IP Code	IP 21
Pump function	Pressure Pump
Pump type	Immersion Pump

Electronics

Digital interface	USB
Temperature control	PID1
Absolute temperature calibration	1 Point Calibration
Temperature display	LED
Temperature setting	Keypad

Dimensions and volumes

Weight lbs	113.5
Barbed fittings inner diameter	8/12 mm
Dimensions in. (W x L x H)	16.5 x 19.3 x 29.1
Filling volume l	5 ... 7.5
Pump connections	M16x1 male

Temperature values

Setting the resolution of the temperature display °C	0.1
Working temperature range °C	-40 ... +150
Temperature stability °C	±0.03
Ambient temperature °C	+5 ... +40
Temperature display resolution °C	0.01 ... 0.1

Included in delivery

2 Barbed fittings for tubing 8 and 12 mm ID. (Pump connections M16x1 male)

All Benefits



100% Checked.
100% testing. 100% quality. Each JULABO Circulator undergoes thorough quality testing before leaving the factory.



ATC.
Absolute Temperature Calibration, 1-point calibration (CD).




Handle with ease.
Makes day-to-day work easy. Comfortably move your CORIO around by using the ergonomic handles (front and rear).



Mobile.
Extra easy handling. Integrated castors for easy repositioning of refrigerated circulators.



Space saving. Free up space.
Place your JULABO Circulator right next to an application, another unit, or wall. That saves space. This is made possible by eliminating vents and connections on the sides.




Condensation protection.
Superb design solution. Integrated ventilation directs air over the bath lid and minimizes condensation.



Green technology.
Development consistently applied environmentally friendly materials and technologies.



Internal. External.
The pump is controlled via a lever located directly below the display. Easily change between internal and external circulation.



Modern. Reliable.
High-grade components in every JULABO Circulator – platinum sensors, proven motor technology, CAN-Bus communication and much more.




Safety.
CORIO CD and CP comply with Class III (FL) according to DIN 12876-1 and switches off automatically in case of high temperature or low liquid level alarm.



Satisfied customers.
11 subsidiaries and more than 100 partners worldwide guarantee fast and qualified JULABO support.



Services 24/7.
Around the clock availability. You can find suitable accessories, data sheets, manuals, case studies, and more at www.julabo.us.



Solid.
Minimized energy loss through high-quality insulation.



Stable.
Rubber feet allow for a secured footing of your CORIO to prevent damage to your laboratory equipment.



Tidy.
The special drain tap for easy draining of bath fluids without tools.



Touching permitted.
Optimum safety. The ergonomic plastic handle protects your fingers from hot surfaces.



JULABO. Quality.
Highest standards of quality for a long product life.



Quick start.
Individual JULABO consultation and comprehensive manuals at your disposal.



Quick support
If an error occurs, the integrated Black-Box function permits fast diagnosis by the JULABO service team



Timer. Integrated.
CORIO circulators include an integrated timer function. When the set time has elapsed, a signal sounds and the device switches off. Setting range: 0 ... 999 minutes.



Brilliant.
Very bright display makes it easy to read even from a distance.



Connection. Easy.
Inclined pump connections (M16x1) facilitate the connection of applications. Each unit includes 2 barbed fittings of 8/12 mm diameter each.



Everything at the front.
All operating controls and safety functions are accessed easily and comfortably from the front.



Exact.
You can rely on it. PID1 control and 'Active Cooling Control' make the new CORIO precise and perfect.



Locked in.
The lockable power plug guarantees safe connection. More process safety.



Switch on. And off you go.
Intelligent operating concept. Ready for operation with just a few quick and easy steps.



Early warning system for low liquid level
Maximum safety for applications, optical and audible alarm, allows user to refill bath fluid before the unit shuts down



Connectivity.
Remote control made easy. CORIO CD circulators feature a USB connection.