

Get maximum performance ...with minimal space

- Four powerful 302 nm UV bulbs
- UV-blocking safety cover
- Scratch resistant viewing surface
- SmartDoc™ enclosure for smart phone imaging



Compact UV Transilluminator

Compact yet versatile

Our E3100 Compact UV Transilluminator has a surprisingly small footprint (just over 12 x 8 inches) yet provides industry leading performance. It will accommodate one or two mini gels on the 16.5 x 13.5 cm scratch resistant viewing surface .

Hinged UV-safety cover

The integrated UV blocking cover is made from a polymer that will not fluoresce in UV light. This allows clear viewing of DNA bands through the cover, yet offers full UV blocking protection. Two friction hinges on the front edge of the cover allow for full adjustment. Position the cover horizontally for general viewing, tilt it at an angle for gel access and band cutting, or open fully to use the SmartDoc™ Imaging Enclosure (sold separately) for gel imaging with a smart phone.

Powerful bulbs for maximum fluorescence

The transilluminator's four 6W bulbs evenly illuminate the viewing surface, and the 302nm wavelength is ideal for Ethidium Bromide, SmartGlow™, SYBR Green®, Gel Green™ and many other common gel stains.

Uniform illumination

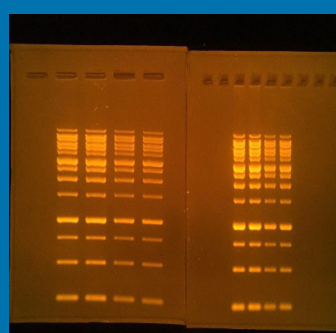
Spacing of the UV bulbs, coupled with a reflector system and special diffusing filter glass provides exceptional uniformity across the viewing surface. This allows for quantification of DNA and also higher quality imaging when used with a camera system.



UV cover raised for excision of bands



UV cover closed for gel viewing



Markers stained with EtBr



Use with SmartDoc™ for gel imaging with a smart phone

Specifications

Light source	4 x 6W UV Light Bulbs	Output wavelength	Peak at 302nm
Filter cover	UV blocking polycarbonate	Viewing surface	6.5x5.3 in/16.5x13.5 cm
Exterior dimensions	12.8x8.5x1.9 in/30.5x21.5x5 cm	Weight	0.9 kg/2 lb
Electrical	12VDC (AC power adapter included)	Warranty	2 years

Ordering Information

E3100	Compact UV Transilluminator, includes UV filter cover, 115V
E3100-E	Compact UV Transilluminator, includes UV filter cover, 230V
E5001-SD	SmartDoc™ Imaging Enclosure for smart phones
E5001-590	Photo filter for imaging on UV




A Division of Benchmark Scientific Inc.
Phone 908 769-5555 Fax 732 313-7007
Email info@accuris-usa.com
Visit us at www.accuris-usa.com



ACCURIS INSTRUMENTS

E3000 UV Transilluminator

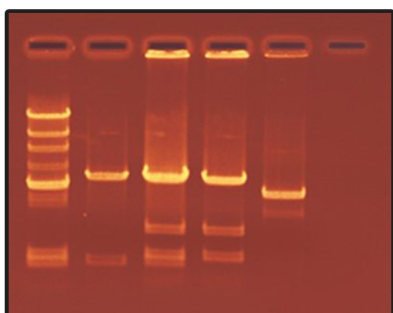


- 302nm midrange UV wavelength
- Optimal for excitation of EtBr
- Dual intensity settings (50% or 100%)
- Hinged UV safety cover
- Use with SmartDoc™ enclosure for gel imaging with a smart phone

The new Accuris™ E3000 UV Transilluminator features a space-saving design, with a width of only 10.5 inches, to fit perfectly in any busy laboratory. However, the 16 x 19 cm UV viewing surface is sized to accommodate large gels or multiple smaller gels. The illuminated surface is comprised of a special black glass which is easy to clean, durable and scratch resistant.

An array of high intensity UV bulbs coupled with an optimized filter provides even illumination across the viewing surface and allows detection of small sample quantities. The dual intensity switch can be used to lower the UV intensity to 50% to reduce DNA damage during long exposure times, or switch to high intensity (100%) for viewing weak fluorescent signals or for photo documentation.

The acrylic UV blocking cover allows safe viewing of samples and has two friction hinges on the front edge to allow angling of the cover for gel access. The cover can be positioned to 90° - straight up - to fit a gel imaging hood, such as the Accuris SmartDoc™ imaging enclosure.



Gel stained with EtBr

Compatible DNA stains:

Ethidium Bromide
 SmartGlow™ LD and PS
 Gel Red™
 Gel Green™
 SYBR® Green
 SYBR® Safe
 Diamond™ Nucleic Acid Dye



Accuris™ UV transilluminator shown with optional SmartDoc™ enclosure for smart phone imaging

Ordering Information:

Item No.	Description:
E3000	Accuris UV Transilluminator, 115V
E3000-E	Accuris UV Transilluminator, 230V*
E5001-SD	SmartDoc imaging enclosure, for use on existing transilluminators
E5001-590	SmartDoc band pass filter, 590nm, for imaging EtBr on UV transilluminator
E5001-535	SmartDoc band pass filter, 535nm for imaging green stains on UV transilluminator

* Specify Euro, UK, Australia plug type when ordering

Specifications:

Light Source	UV
Wavelength	302nm
Gel Viewing Surface	160 x 190mm
Dimensions	10.5x13x5.5in / 26.5x32.5x14cm
Input voltage	110V or 230V
Frequency	50/60Hz
Fuse	5A, 250V



A Division of Benchmark Scientific Inc.
 PH: 908-769-5555 www.accuris-usa.com
 EM: info@accuris-usa.com