
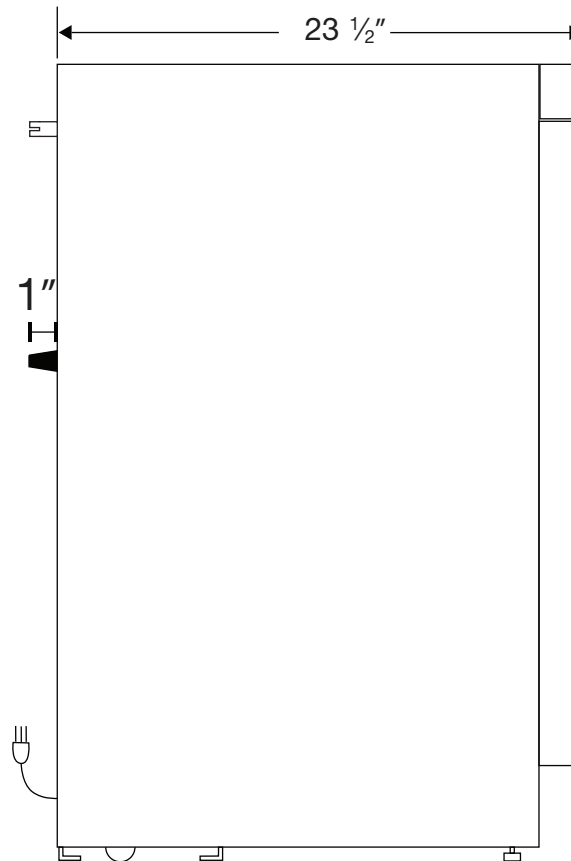


CUTSHEET

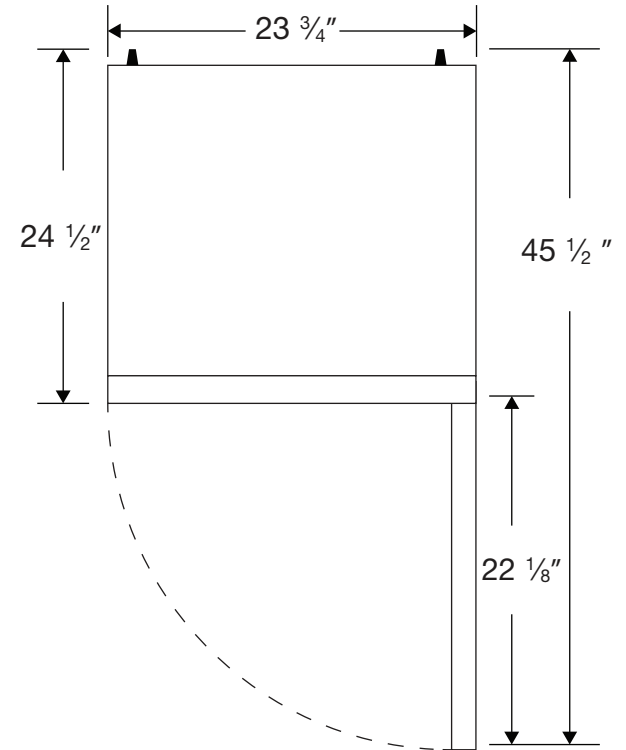
Front View



Side View



Top View



115VAC/60Hz/1PH
NEMA-5-15P

Cu. Ft	Defrost	Door	Int Door	Shelves	W"	D"	H"	Refrigerant	H.P.	Amps	Weight
4.2	Auto	1 Solid	0	3 Adj	23 3/4	24 1/2	33 1/8	R290	1/8	1.8	100 lbs.