



Julabo
THE TEMPERATURE CONTROL COMPANY

Highly Dynamic Temperature Control Systems

PRESTO™ & FORTE HT



ENGLISH

PRESTO™

BEST PERFORMANCE IN HIGHLY DYNAMIC

Highlights

- Ideal for highly precise, external temperature control tasks from -92 °C to +250 °C
- Wide working temperature ranges using one thermal fluid
- Rapid heating and cooling
- Powerful circulation pumps, electronically adjustable in stages or by setting the pressure value

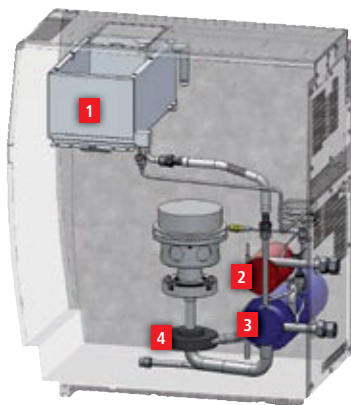


The PRESTO principle

Expansion vessel (1)

Heat exchanger:
Heating section (2)
Refrigeration section (3)

Circulation pump (4)



Flexible set up



Space saving design

JULABO PRESTO are the only highly dynamic temperature control systems with closed side panels without ventilation slits. Save space by placing PRESTO units directly next to each other or your application.

TEMPERATURE CONTROL SYSTEMS



COMFORT

- Side panels without ventilation slits
- Important interfaces directly accessible from the front
- Easy to transport
- Hydraulically sealed to prevent unpleasant vapors and odors



SAFETY

- Actively cooled expansion vessel compensates for temperature-induced volume changes in the heat exchanger
- Simple and safe filling procedure
- Hot or cold thermal bath fluid does not come into contact with oxygen
- Three user levels with password protection



PERFORMANCE

- Rapid heating and cooling
- Heating capacity up to 36 kW
- Cooling capacity up to 29 kW
- Wide temperature ranges covered with only one thermal fluid
- Powerful, magnetically coupled pumps (free of seals and leak free)



PROCESS SAFETY

- Fully automated degassing procedure
- Reproducible test results
- Maximum uptime
- Electronically adjustable pumps (in stages or by setting the pressure value) (except A30)



COST EFFICIENCY

- Less thermal bath fluid needed compared to circulators
- Smaller footprint



PRESTO™

THE PERFECT TEMPERATURE



PRESTO for extremely wide temperature ranges

PRESTO is the perfect solution if you need to cover wide working temperature ranges. The new PRESTO are designed to work in wide temperature ranges with one thermal fluid. Forget about frequently changing the bath fluid, save time and reduce your stock.

Filling is straightforward: The filling funnel can be easily accessed from the top of the PRESTO allowing safe and easy filling.



PRESTO systems are closed

The closed system design of the PRESTO prevents the hot or cold thermal fluid contacting ambient air. This reduces oxidation of the fluid at high temperatures to a minimum and prevents crystallization of humidity at low temperatures. In addition, the built-in expansion vessel is actively cooled.

Your benefit: Increased user safety and an extended life expectancy of the thermal fluid.

The absolute asset: Thanks to the closed design, the new PRESTO prevents unpleasant oil vapor.



CONTROL SOLUTION.



PRESTO with maximum performance

Providing strong cooling and heating capacities, the PRESTO systems cover a working temperature range of $-92\text{ }^{\circ}\text{C}$ to $+250\text{ }^{\circ}\text{C}$. Highly efficient components compensate exothermic and endothermic reactions in no time (extremely fast).

The smaller active heat exchange volume ensures faster heat-up and cool-down times.



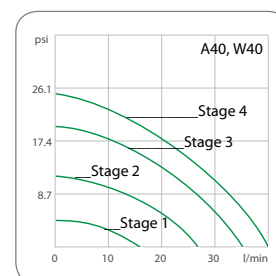
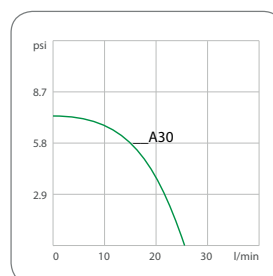
PRESTO pump power

The new PRESTO units generate the desired pressure at any time – to protect your applications and investments. The pumps even dynamically compensate for viscosity changes in the heat transfer fluid (except A30). Permanent internal monitoring and magnetically coupled pumps (without seals and leak free) provide the best performance and maximum uptime.



**BOOST the
PRESSURE**
use the JULABO Booster Pump
to increase pump pressure









Pump capacity



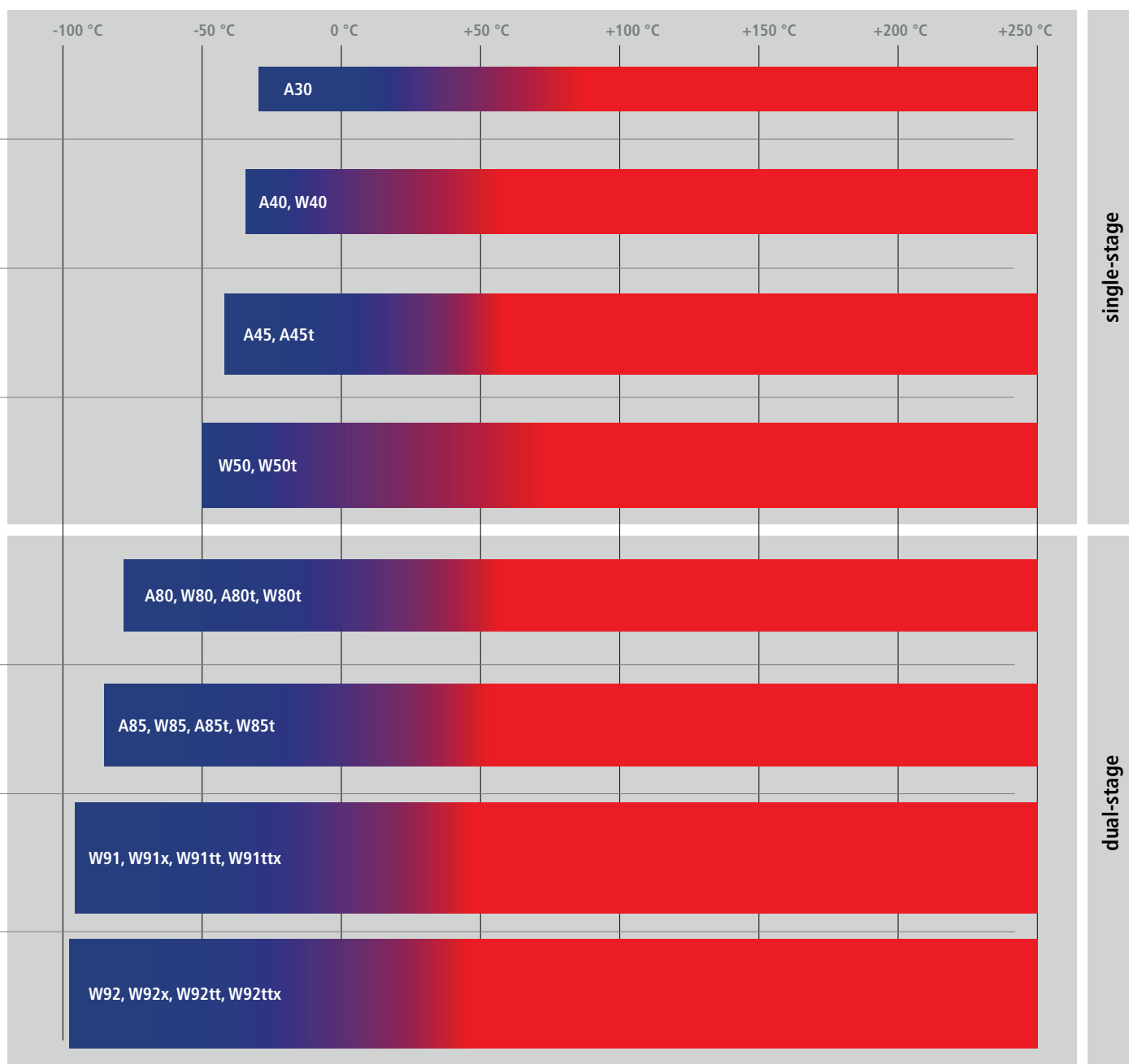
The pump capacity can be adjusted gradually or by using a pressure value (except A30). The pressure build-up is constantly monitored. Viscosity changes are compensated automatically.

PRESTO™

THE BEST CHOICE FOR EVERY

		Heating capacity	Cooling capacity / kW						
		kW	+20 °C	0 °C	-20 °C	-30 °C	-40 °C	-60 °C	-80 °C
	PRESTO A30 A30 systems offer a high level of cooling and heating capacity down to -30 °C. Available as air-cooled version.	2.3 @ 208V 2.7 @ 230V	0.5	0.4	0.2	0.05			
	PRESTO A40 and W40 The A40 and W40 offer a high level of cooling and heating capacity down to -40 °C. As air-cooled version for flexible positioning or water-cooled model available.	2.3 @ 208V 2.7 @ 230V	1.2	0.9 (A40) 1.0 (W40)	0.6 (A40) 0.55 (W40)	0.3	0.1 (A40) 0.06 (W40)		
	PRESTO A45 and A45t The A45 and A45t offer very high cooling and heating capacity down to -45 °C. Both systems are air-cooled, the A45t offers increased heating capacity of 12 kW.	5.5 (A45 208V) 6 (A45 230V) 10 (A45t 208V) 12 (A45t 230V)	3.5	3.3	1.8	1.0	0.3		
	PRESTO W50 and W50t The water-cooled models W50 and W50t offer very high cooling and heating capacity down to -50 °C. The W50t provides double the heating capacity (12 kW).	5.5 (A45 208V) 6 (A45 230V) 10 (A45t 208V) 12 (A45t 230V)	7.5	6.5	3	1.8	0.6		
	PRESTO A80 and W80 series A80 and W80 systems offer a high level of cooling and heating capacity down to -80 °C. Available as air-cooled or water-cooled units with up to 3.4 kW heating capacity.	1.5 (A80, W80 208V) 1.8 (A80, W80 230V) 2.8 (A80t, W80t 208V) 3.4 (A80t, W80t 230V)	1.2	1.2	1.1	1.1	1.1	0.65	0.1
	PRESTO A85 and W85 series PRESTO A85 and W85 offer a high level of cooling and heating capacity down to -85 °C. Available as air-cooled or water-cooled units with up to 15 kW heating capacity.	5.5 (A85, W85 208V) 6 (A85, W85 230V) 12.5 (A85t, W85t 208V) 15 (A85t, W85t 230V)	2.5	2.4	2.4	2.4	2.4	2.2	0.4
	PRESTO W91 series The water-cooled PRESTO W91 offer a high level of cooling and heating capacity down to -91 °C. Available with heating capacity of up to 36 kW and optionally with a gear pump for high-viscosity thermal fluids.	18 kW (W91, W91x) 36 kW(W91tt,W91ttx)	11	11	11	10.5	10.5	8	2
	PRESTO W92 series The water-cooled PRESTO W92 is the top performer with the highest level of cooling and heating capacity down to -92 °C. Available with heating capacity of up to 36 kW and optionally with a gear pump for high-viscosity thermal fluids.	18 kW (W92, W92x) 36 kW(W92tt,W92ttx)	27	20	11	10.5	10.5	8	2

APPLICATION



PRESTO

PRESTO – small and powerful

For working temperatures from -40 °C to +250 °C

All the advantages of the PRESTO series for a working temperature range of -40 °C up to +250 °C.

- Heating capacity up to 2.7 kW
- Cooling capacity up to 1.2 kW
- Pump pressure up to 19 psi, max. flow rate 40 l/min
- Temperature stability ± 0.01 °C ... ± 0.05 °C
- Built-in 5.7" industrial color touchscreen
- Ports for USB, Ethernet, RS232, Modbus
- Alarm output
- External Pt100 sensor connection
- Analog connections, RS485, Profibus DP (accessory)
- Second external Pt100 sensor connection for A40 and W40 (accessory)

Air-cooled or water-cooled

TIP

The new PRESTO units are available as air-cooled or water-cooled units. Air-cooled units do not require water and can be installed anywhere. If you are looking for a flexible solution or if you expect to move the unit frequently, an air-cooled unit will be the best choice. However, it is important to know that air-cooled units slightly elevate the ambient temperature during operation.

Water-cooled units must be connected to an existing cooling water line. These units are even more quiet and can be virtually enclosed during operation. Robust heat exchangers are installed in the water-cooled new PRESTO units. Clogging of the heat exchanger by particles or impure water is virtually impossible.

The PRESTO Interfaces

- USB (host and device)
- Ethernet interface
- Slot for SD cards
- Modbus
- RS232



Connections for

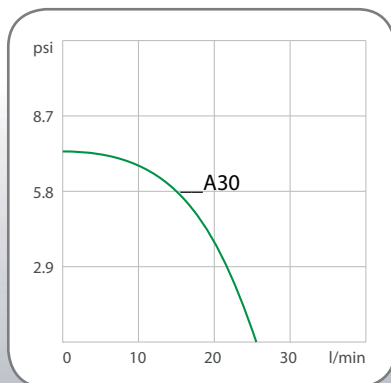
- Alarm output
- External Pt100 sensor
- Standby input (accessory)
- Analog inputs and outputs (accessory)
- Flow and pressure sensors (except A30)
- Second external Pt100 sensor (accessory, except A30)

Optional Interfaces

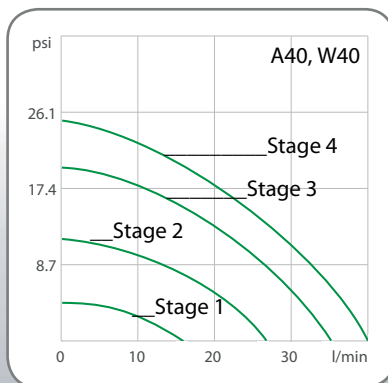
- Profibus DP
- RS485



Pump capacity



Pump capacity



All data refers to the nominal voltage of 230 V, nominal frequency of 50 Hz and ambient temperature of +20 °C.

Cooling capacity measured at max. pump stage. All pump data refers to a bath fluid with a specific density of 1 kg/dm³.

Cooling capacity measured with Thermal HL (+200 °C) or Ethanol (except +200 °C)



PRESTO™ A30

Order No.	9 420 300		
Model	A30		
Working temperature range °C	-30 ... +250		
Temperature stability °C	±0.01 ... ±0.05		
Cooling capacity kW	+200 °C	+20 °C	0 °C
	0.5	0.5	0.4
	-20 °C	-30 °C	-40 °C
	0.2	0.05	-
Heating capacity kW	2.3 @ 208V / 2.7 @ 230V		
Pump capacity	l/min	25	
Flow rate/Pressure	psi	7.25	
Process volume min. liters	2.4		
Cooling type	single stage, air cooled		
Dimensions inch	W x L x H		
	9.5 x 22.9 x 24		



PRESTO™ A40

Order No.	9 420 401		
Model	A40		
Working temperature range °C	-40 ... +250		
Temperature stability °C	±0.01 ... ±0.05		
Cooling capacity kW	+200 °C	+20 °C	0 °C
	1.2	1.2	0.9
	-20 °C	-30 °C	-40 °C
	0.6	0.3	0.1
Heating capacity kW	2.3 @ 208V / 2.7 @ 230V		
Pump capacity	l/min	16 ... 40	
Flow rate/Pressure	psi	1.5 ... 18.9	
Process volume min. liters	3.5		
Cooling type	single stage, air cooled		
Dimensions inch	W x L x H 12.7 x 22.9 x 26		



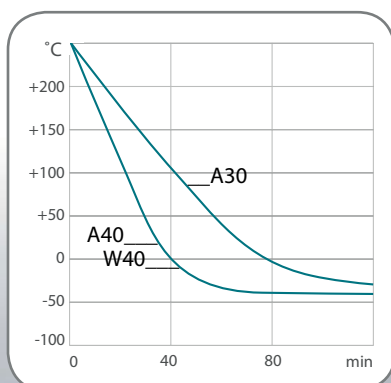
PRESTO™ W40

Order No.	9 421 401		
Model	W40		
Working temperature range °C	-40 ... +250		
Temperature stability °C	±0.01 ... ±0.05		
Cooling capacity kW	+200 °C	+20 °C	0 °C
	1.2	1.2	1.0
	-20 °C	-30 °C	-40 °C
	0.55	0.3	0.06
Heating capacity kW	2.3 @ 208V / 2.7 @ 230V		
Pump capacity	l/min	16 ... 40	
Flow rate/Pressure	psi	1.5 ... 18.9	
Process volume min. liters	3.5		
Cooling type	single stage, water cooled		
Dimensions inch	W x L x H		
	12.7 x 22.9 x 26		

*pump capacity of 230 V version

Cool-down time

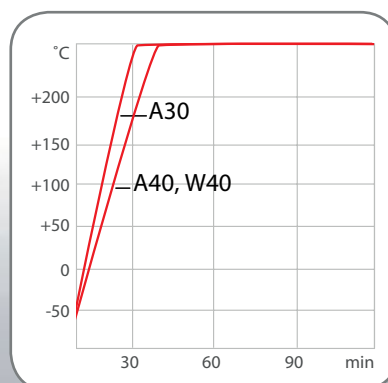
Bath fluid: Thermal P



Maximum pump capacity (voltage 230 V)

Heat-up time

Bath fluid: Thermal P



Maximum pump capacity (voltage 230 V)

PRESTO

PRESTO A45/A45t

Air-cooled top performance

For working temperatures from -45 °C to +250 °C

Top PRESTO performance down to -45 °C, increased heating power with the A45t.

- Heating capacity up to 12 kW
- Cooling capacity up to 3.5 kW
- Pump pressure up to 46.4 psi, max. flow rate 76 l/min
- Temperature stability ± 0.05 °C ... ± 0.1 °C
- Built-in 5.7" industrial color touchscreen
- Ports for USB, Ethernet, RS232, Modbus
- Alarm output
- External Pt100 sensor connection
- Analog connections, RS485, Profibus DP (accessory)
- Second external Pt100 sensor connection (accessory)



PRESTO™ A45

Order No.	9 420 452		
Model	A45		
Working temperature range °C	-45 ... +250		
Temperature stability °C	±0.05 ... ±0.1		
Cooling capacity kW	+200 °C	+20 °C	0 °C
	3.4	3.5	3.3
	-20 °C	-30 °C	-40 °C
	1.8	1.0	0.3
Heating capacity kW	5.5 @ 208V / 6 @ 230V		
Pump capacity	l/min	35 ... 76	
Flow rate/Pressure	psi	6.7 ... 43.5	
Process volume min. liters	7.5		
Cooling type	single stage, air cooled		
Dimensions inch	W x L x H		
	20.9 x 26.2 x 49.6		

PRESTO™ A45t

Order No.	9 420 452.T		
Model	A45t		
Working temperature range °C	-45 ... +250		
Temperature stability °C	±0.05 ... ±0.1		
Cooling capacity kW	+200 °C	+20 °C	0 °C
	3.4	3.5	3.3
	-20 °C	-30 °C	-40 °C
	1.8	1.0	0.3
Heating capacity kW	10 @ 208V / 12 @ 230V		
Pump capacity	l/min	35 ... 76	
Flow rate/Pressure	psi	6.7 ... 43.5	
Process volume min. liters	7.5		
Cooling type	single stage, air cooled		
Dimensions inch	W x L x H 20.9 x 26.2 x 49.6		

*pump capacity of 230 V version

PRESTO User Convenience

The state-of-the-art 5.7-inch industrial-grade color touchscreen is one of the identifying characteristics of the new PRESTO. It gives the user a clear and well-organized view of important information with unmatched, intuitive user-friendliness. You can control the new PRESTO with a simple tap of your finger.



There are three preset screen layouts displaying temperature reading, temperature graph, and other important information. Users may also customize screen info to their specific needs. PRESTO can be operated in ten different languages.

Password management enables administrators to configure a total of three user levels. Managers can set the desired parameters for recurring day-to-day tasks. Employees can then operate the PRESTO with their limited access rights.

All data refers to the nominal voltage of 400 V, nominal frequency of 50 Hz and ambient temperature of +20 °C. Cooling capacity measured at max. pump stage. All pump data refers to a bath fluid with a specific density of 1 kg/dm³. Cooling capacity measured with Thermal HL (+200 °C) or Ethanol (except +200 °C)

PRESTO W50/W50t

Water-cooled and powerful

For working temperatures from -50 °C to +250 °C

W50 and W50t instruments are able to compensate reactions very fast. Maximum heating and cooling performance paired with powerful pumps.

- Heating capacity up to 12 kW
- Cooling capacity up to 7.5 kW
- Pump pressure up to 76 psi, max. flow rate 76 l/min
- Temperature stability ± 0.05 °C ... ± 0.1 °C
- Built-in 5.7" industrial color touchscreen
- Ports for USB, Ethernet, RS232, Modbus
- Alarm output
- External Pt100 sensor connection
- Analog connections, RS485, Profibus DP (accessory)
- Second external Pt100 sensor connection (accessory)



PRESTO™ W50

Order No.	9 421 502		
Model	W50		
Working temperature range °C	-50 ... +250		
Temperature stability °C	±0.05 ... ±0.1		
Cooling capacity kW	+200 °C	+20 °C	0 °C
	7.0	7.5	6.5
	-20 °C	-30 °C	-40 °C
	3.0	1.8	0.6
Heating capacity kW	5.5 @ 208V / 6 @ 230V		
Pump capacity	l/min	35 ... 76	
Flow rate/Pressure	psi	6.7 ... 43.5	
Process volume min. liters	7.5		
Cooling type	single stage, water cooled		
Dimensions inch	W x L x H 20.9 x 26.2 x 49.6		

PRESTO™ W50t

Order No.	9 421 502.T		
Model	W50t		
Working temperature range °C	-50 ... +250		
Temperature stability °C	±0.05 ... ±0.1		
Cooling capacity kW	+200 °C	+20 °C	0 °C
	7.0	7.5	6.5
	-20 °C	-30 °C	-40 °C
	3.0	1.8	0.6
Heating capacity kW	10 @ 208V / 12 @ 230V		
Pump capacity	l/min	35 ... 76	
Flow rate/Pressure	psi	6.7 ... 43.5	
Process volume min. liters	7.5		
Cooling type	single stage, water cooled		
Dimensions inch	W x L x H 20.9 x 26.2 x 49.6		

*pump capacity @ 230 V



ADJUSTABLE PUMPS FOR MAXIMUM SAFETY

All PRESTO units are equipped with adjustable pumps (except A30). They can be controlled not to exceed the maximum allowed fluid pressure in the application (e.g. in glass reactors). A two-stage, built-in adjustable safety setting is double assurance that the maximum amount of allowed pressure is not exceeded. That means maximum process safety, and an additional external pressure control is not needed – which saves space and budget.

The adjustable pumps also ensure more flexibility in connecting the application: high pump performance allows to bridge long distances or height differences. Set to low pressure, sensitive systems can also be connected with short lines.

PRESTO

PRESTO A80/A80t and W80/W80t Low temperatures – no problem

For working temperatures from -80 °C to +250 °C

The 2-stage cooling systems provide lower temperatures with all of the other PRESTO advantages.

- Heating capacity up to 2.8 kW
- Cooling capacity up to 1.2 kW
- Pump pressure up to 19 psi, max. flow rate 40 l/min
- Temperature stability ± 0.01 °C ... ± 0.05 °C
- Built-in 5.7" industrial color touchscreen
- Ports for USB, Ethernet, RS232, Modbus
- Alarm output
- External Pt100 sensor connection
- Analog connections, RS485, Profibus DP (accessory)
- Second external Pt100 sensor connection (accessory)



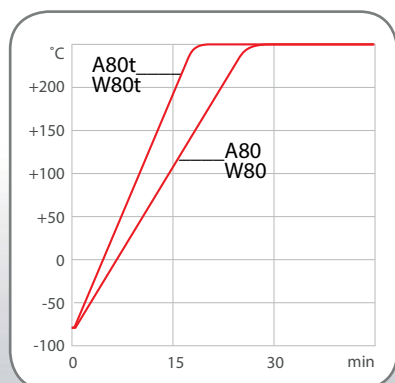
PRESTO™ A80

Order No.	9 420 801		
Model	A80		
Working temperature range °C	-80 ... +250		
Temperature stability °C	± 0.01 ... ± 0.05		
Cooling capacity kW	+200 °C	+20 °C	0 °C
	1.2	1.2	1.2
	-40 °C	-60 °C	-80 °C
	1.1	0.65	0.1
Heating capacity kW	1.5 @ 208V / 1.8 @ 230V		
Pump capacity	l/min 16 ... 40		
Flow rate/Pressure	psi 1.5 ... 18.9		
Process volume min. liters	3.9		
Cooling type	2-stage, air cooled		
Dimensions inch	W x L x H 16.9 x 25.6 x 49.5		

*pump capacity of 230 V version

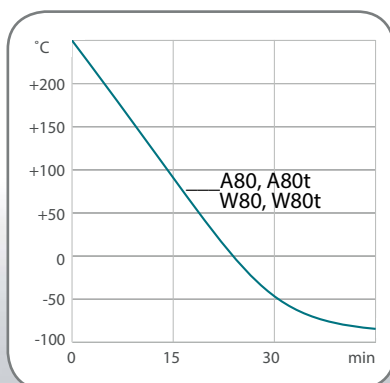
Heat-up time

Bath fluid: Thermal P

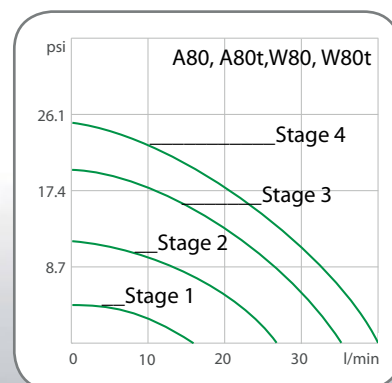


Cool-down time

Bath fluid: Thermal P



Pump capacity



All data refers to the nominal voltage of 230 V, nominal frequency of 50 Hz (respectively 400 V, 3Ph., 50 Hz) and ambient temperature of +20 °C. Cooling capacity measured at max. pump stage. All pump data refers to a bath fluid with a specific density of 1 kg/dm³. Cooling capacity measured with Thermal HL (+200 °C) or Ethanol (except +200 °C)



PRESTO™ A80t

Order No.	9 420 801.T		
Model	A80t		
Working temperature range °C	-80 ... +250		
Temperature stability °C	±0.01 ... ±0.05		
Cooling capacity kW	+200 °C	+20 °C	0 °C
	1.2	1.2	1.2
	-40 °C	-60 °C	-80 °C
	1.1	0.65	0.1
Heating capacity kW	2.8 @ 208V / 3.4 @ 230V		
Pump capacity	l/min	16 ... 40	
Flow rate/Pressure	psi	1.5 ... 18.9	
Process volume min. liters	3.9		
Cooling type	2-stage, air cooled		
Dimensions inch	W x L x H 16.9 x 25.6 x 49.5		



PRESTO™ W80

Order No.	9 421 801		
Model	W80		
Working temperature range °C	-80 ... +250		
Temperature stability °C	±0.01 ... ±0.05		
Cooling capacity kW	+200 °C	+20 °C	0 °C
	1.2	1.2	1.2
	-40 °C	-60 °C	-80 °C
	1.1	0.65	0.1
Heating capacity kW	1.5 @ 208V / 1.8 @ 230V		
Pump capacity	l/min	16 ... 40	
Flow rate/Pressure	psi	1.5 ... 18.9	
Process volume min. liters	3.9		
Cooling type	2-stage, water cooled		
Dimensions inch	W x L x H		
	16.9 x 25.6 x 49.5		



PRESTO™ W80t

Order No.	9 421 801.T		
Model	W80t		
Working temperature range °C	-80 ... +250		
Temperature stability °C	±0.01 ... ±0.05		
Cooling capacity kW	+200 °C	+20 °C	0 °C
	1.2	1.2	1.2
	-40 °C	-60 °C	-80 °C
	1.1	0.65	0.1
Heating capacity kW	2.8 @ 208V / 3.4 @ 230V		
Pump capacity	l/min	16 ... 40	
Flow rate/Pressure	psi	1.5 ... 18.9	
Process volume min. liters	3.9		
Cooling type	2-stage, water cooled		
Dimensions inch	W x L x H 16.9 x 25.6 x 49.5		



EXTRAORDINARY USER SAFETY

All PRESTO units are equipped with an internal expansion tank which collects expanding thermal fluid. Surplus thermal fluid can be diverted via the installed overflow port. PRESTO units are extremely safe.

PRESTO

PRESTO A85/A85t and W85/W85t Power packages

For working temperatures from -85 °C to +250 °C

High cooling capacities enable extremely low temperatures down to -85 °C. The high heating capacity, particularly with the A85t and the W85t, provides even more flexibility in the application.

- Heating capacity up to 15 kW
- Cooling capacity up to 2.8 kW
- Pump pressure up to 46 psi, max. flow rate 80 l/min
- Temperature stability ± 0.05 °C ... ± 0.1 °C
- Built-in 5.7" industrial color touchscreen
- Ports for USB, Ethernet, RS232, Modbus
- Alarm output
- External Pt100 sensor connection
- Analog connections, RS485, Profibus DP (accessory)
- Second external Pt100 sensor connection (accessory)



PRESTO™ A85

Order No.	9 420 852		
Model	A85		
Working temperature range °C	-85 ... +250		
Temperature stability °C	±0.05 ... ±0.1		
Cooling capacity kW	+200 °C	+20 °C	0 °C
	2.8	2.5	2.4
	-40 °C	-60 °C	-80 °C
	2.4	2.2	0.4
Heating capacity kW	5.5 @ 208V / 6 @ 230V		
Pump capacity	l/min	35 ... 80	
Flow rate/Pressure	psi	7 ... 43.5	
Process volume min. liters	9.5		
Cooling type	2-stage, air cooled		
Dimensions inch	W x L x H 24.1 x 42.6 x 49.3		

*pump capacity of 230 V version



BEST PERFORMANCE

PRESTO provides the best values in heating and cooling performance and enables rapid compensation of temperature changes in the application. Powerful magnetically coupled pumps (with no seals and leak free) keep the lab clean and achieve high flow rates without damaging the application connected.

PRESTO is suitable for a wide range of applications such as double-jacketed reactors, autoclaves, combinatorial chemistry, reaction blocks and much more. The W91 and W92 systems are especially well suited for use in pilot plants, material and component testing as well as for environmental testing and simulations.

All data refers to the nominal voltage of 400 V, nominal frequency of 50 Hz (respectively 400 V, 3Ph., 50 Hz) and ambient temperature of +20 °C. Cooling capacity measured at max. pump stage. All pump data refers to a bath fluid with a specific density of 1 kg/dm³. Cooling capacity measured with Thermal HL (+200 °C) or Ethanol (except +200 °C)



PRESTO™ A85t

Order No.	9 420 852.T		
Model	A85t		
Working temperature range °C	-85 ... +250		
Temperature stability °C	±0.05 ... ±0.1		
Cooling capacity kW	+200 °C	+20 °C	0 °C
	2.8	2.5	2.4
	-40 °C	-60 °C	-80 °C
	2.4	2.2	0.4
Heating capacity kW	12.5 @ 208V / 15 @ 230V		
Pump capacity	l/min	35 ... 80	
Flow rate/Pressure	psi	7 ... 43.5	
Process volume min. liters	9.5		
Cooling type	2-stage, air cooled		
Dimensions inch	W x L x H		
	24.1 x 42.6 x 49.3		



PRESTO™ W85

Order No.	9 421 852		
Model	W85		
Working temperature range °C	-85 ... +250		
Temperature stability °C	±0.05 ... ±0.1		
Cooling capacity kW	+200 °C	+20 °C	0 °C
	2.8	2.5	2.4
	-40 °C	-60 °C	-80 °C
	2.4	2.2	0.4
Heating capacity kW	5.5 @ 208V / 6 @ 230V		
Pump capacity	l/min	35 ... 80	
Flow rate/Pressure	psi	7 ... 43.5	
Process volume min. liters	9.5		
Cooling type	2-stage, water cooled		
Dimensions inch	W x L x H 24.1 x 42.6 x 49.3		



PRESTO™ W85t

Order No.	9 421 852.T		
Model	W85t		
Working temperature range °C	-85 ... +250		
Temperature stability °C	±0.05 ... ±0.1		
Cooling capacity kW	+200 °C	+20 °C	0 °C
	2.8	2.5	2.4
	-40 °C	-60 °C	-80 °C
	2.4	2.2	0.4
Heating capacity kW	12.5 @ 208V / 15 @ 230V		
Pump capacity	l/min	35 ... 80	
Flow rate/Pressure	psi	7 ... 43.5	
Process volume min. liters	9.5		
Cooling type	2-stage, water cooled		
Dimensions inch	W x L x H		
	24.1 x 42.6 x 49.3		

Booster Pump

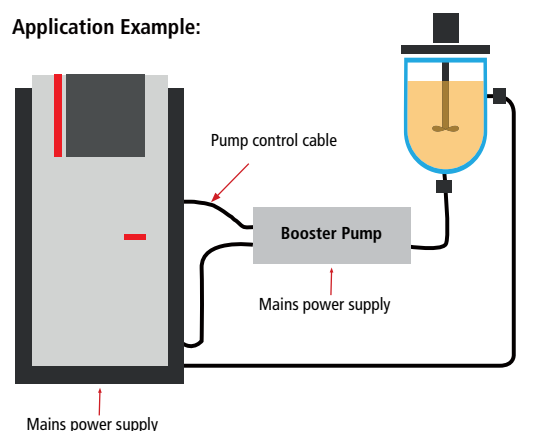
The NEW JULABO magnetically coupled Booster Pump is the ideal solution to increase the pressure or flow rate in your application. The Booster Pump is specifically designed to connect easily between PRESTO units and your application.

The Mag Drive Booster Pump can increase your fluid pressure up to 30.5 psi. The stainless steel design of the pump provides excellent chemical resistivity. The magnetically coupled design guarantees 100 % leakage free operation over an extraordinary temperature range of -90 °C ... +250 °C.



BOOST the PRESSURE
use the JULABO Booster Pump to increase pump pressure

Application Example:



PRESTO

PRESTO W91

For working temperatures from -91 °C to +250 °C

Best heating performance combined with high cooling capacity – those are the key features of the W91 systems. These models are just as ready for embedding into pilot plants as they are for use in material and component testing.

- Heating capacity up to 36 kW
- Cooling capacity up to 11 kW
- Pump pressure up to 79.8 psi, max. flow rate 80 l/min
- Temperature stability ± 0.05 °C ... ± 0.2 °C
- Built-in 5.7" industrial color touchscreen
- Ports for USB, Ethernet, RS232, Modbus
- Alarm output
- External Pt100 sensor connection
- Analog connections, RS485, Profibus DP (accessory)
- Second external Pt100 sensor connection (accessory)



BEST PUMP PERFORMANCE

All PRESTO units are equipped with powerful, magnetically coupled pumps (without seals and leak free). The W91 and W92 models can also be equipped with a gear pump. The instruments with gear pumps are indicated with an 'x'. The gear pumps provide a higher fluid pressure and a more constant flow rate than the centrifugal pumps, especially when high viscosity fluids are used.



PRESTO™ W91

Order No.	9 421 912		
Model	W91		
Working temperature range °C	-91 ... +250		
Temperature stability °C	±0.05 ... ±0.2		
Cooling capacity kW	+200 °C	+20 °C	0 °C
	11	11	11
	-40 °C	-60 °C	-80 °C
	10.5	8	2
Heating capacity kW	18		
Pump capacity	l/min	26 ... 80	
Flow rate/Pressure	psi	7.25 ... 43.5	
Process volume min. liters	28		
Cooling type	2-stage, water cooled		
Dimensions inch	W x L x H		
	37.4 x 50 x 74.8		

All data refers to the nominal voltage of 400 V, 3 Ph., 50 Hz and ambient temperature of +20 °C. Cooling capacity measured at max. pump stage. All pump data refers to a bath fluid with a specific density of 1 kg/dm³. Cooling capacity measured with Thermal HL (+200 °C) or Ethanol (except +200 °C)



PRESTO™ W91tt

Order No.	9 421 912.TT		
Model	W91tt		
Working temperature range °C	-91 ... +250		
Temperature stability °C	±0.05 ... ±0.2		
Cooling capacity kW	+200 °C	+20 °C	0 °C
	11	11	11
	-40 °C	-60 °C	-80 °C
	10.5	8	2
Heating capacity kW	36		
Pump capacity	l/min	26 ... 80	
Flow rate/Pressure	psi	7.25 ... 43.5	
Process volume min. liters	28		
Cooling type	2-stage, water cooled		
Dimensions inch	W x L x H		
	37.4 x 50 x 74.8		

Top performance for demanding temperature applications

TIP

JULABO PRESTO is synonymous with the best performance in highly dynamic temperature control systems. In temperature ranges from -92 °C to +250 °C, PRESTO provides highest heating and cooling capacity paired with powerful and maintenance-free pumps. The PRESTO portfolio features a wide range of units for various applications.

PRESTO systems are ideal for reactor temperature control.

Various reactors can be connected to the PRESTO system using the available tubing. Such as the PRESTO A80. With a heating capacity of 1.8 kW, the PRESTO A80 can heat up a reactor with the thermal bath fluid in it from 0 °C to +50 °C in 1 hour and 30 minutes without overheating*.

More case studies can be found at <http://case-studies.julabo.com>.



* tested with the JULABO Thermal P90 and 20 l reactor filled with 18 l JULABO Thermal P60



PRESTO™ W91x

Order No.	9 421 913		
Model	W91x		
Working temperature range °C	-91 ... +250		
Temperature stability °C	±0.05 ... ±0.2		
Cooling capacity kW	+200 °C 11	+20 °C 11	0 °C 11
	-40 °C 10.5	-60 °C 8	-80 °C 2
Heating capacity kW	18		
Pump capacity	l/min	18 ... 70	
Flow rate/Pressure	psi	16.6 ... 79.8	
Process volume min. liters	28		
Cooling type	2-stage, water cooled		
Dimensions inch	W x L x H 37.4 x 50 x 74.8		



PRESTO™ W91ttx

Order No.	9 421 913.TT		
Model	W91ttx		
Working temperature range °C	-91 ... +250		
Temperature stability °C	±0.05 ... ±0.2		
Cooling capacity kW	+200 °C	+20 °C	0 °C
	11	11	11
Cooling capacity kW	-40 °C	-60 °C	-80 °C
	10.5	8	2
Heating capacity kW	36		
Pump capacity	l/min	18 ... 70	
Flow rate/Pressure	psi	16.6 ... 79.8	
Process volume min. liters	28		
Cooling type	2-stage, water cooled		
Dimensions inch	W x L x H 37.4 x 50 x 74.8		

PRESTO

PRESTO W92

For working temperatures from -92 °C to +250 °C

Best cooling capacity and best heating capacity: PRESTO W92 are the most powerful systems offering the most modern temperature control technology. Environmental conditions can be simulated or vacuum chambers can be kept at defined temperatures (space conditions). The W92 systems always provide sufficient power.

- Heating capacity up to 36 kW
- Cooling capacity up to 31 kW
- Pump pressure up to 79.8 psi, max. flow rate 80 l/min
- Temperature stability ± 0.05 °C ... ± 0.2 °C
- Built-in 5.7" industrial color touchscreen
- Ports for USB, Ethernet, RS232, Modbus
- Alarm output
- External Pt100 sensor connection
- Analog connections, RS485, Profibus DP (accessory)
- Second external Pt100 sensor connection (accessory)



PRESTO™ W92

Order No.	9 421 922		
Model	W92		
Working temperature range °C	-92 ... +250		
Temperature stability °C	±0.05 ... ±0.2		
Cooling capacity kW	+200 °C	+20 °C	0 °C
	31	27	20
Cooling capacity kW	-40 °C	-60 °C	-80 °C
	10.5	8	2
Heating capacity kW	18		
Pump capacity	l/min	26 ... 80	
Flow rate/Pressure	psi	7.25 ... 43.5	
Process volume min. liters	28		
Cooling type	2-stage, water cooled		
Dimensions inch	W x L x H		
	37.4 x 50 x 74.8		



PRESTO™ W92tt

Order No.	9 421 922.TT		
Model	W92tt		
Working temperature range °C	-92 ... +250		
Temperature stability °C	±0.05 ... ±0.2		
Cooling capacity kW	+200 °C	+20 °C	0 °C
	31	27	20
	-40 °C	-60 °C	-80 °C
	10.5	8	2
Heating capacity kW	36		
Pump capacity	l/min	26 ... 80	
Flow rate/Pressure	psi	7.25 ... 43.5	
Process volume min. liters	28		
Cooling type	2-stage, water cooled		
Dimensions inch	W x L x H		
	37.4 x 50 x 74.8		

All data refers to the nominal voltage of 400 V, 3 Ph., 50 Hz and ambient temperature of +20 °C. Cooling capacity measured at max. pump stage. All pump data refers to a bath fluid with a specific density of 1 kg/dm³. Cooling capacity measured with Thermal HL (+200 °C) or Ethanol (except +200 °C)

WirelessTEMP™

Instrument management via networks

Remote Control | Monitoring | Visualization | Documentation

Julabo
THE TEMPERATURE CONTROL COMPANY



PRESTO™ W92x

Order No.	9 421 923		
Model	W92x		
Working temperature range °C	-92 ... +250		
Temperature stability °C	±0.05 ... ±0.2		
Cooling capacity kW	+200 °C	+20 °C	0 °C
	31	27	20
	-40 °C	-60 °C	-80 °C
	10.5	8	2
Heating capacity kW	18		
Pump capacity	l/min	18 ... 70	
Flow rate/Pressure	psi	16.6 ... 79.8	
Process volume min. liters	28		
Cooling type	2-stage, water cooled		
Dimensions inch	W x L x H		
	37.4 x 50 x 74.8		



PRESTO™ W92ttx

Order No.	9 421 923.TT		
Model	W92ttx		
Working temperature range °C	-92 ... +250		
Temperature stability °C	±0.05 ... ±0.2		
Cooling capacity kW	+200 °C	+20 °C	0 °C
	31	27	20
	-40 °C	-60 °C	-80 °C
	10.5	8	2
Heating capacity kW	36		
Pump capacity	l/min	18 ... 70	
Flow rate/Pressure	psi	16.6 ... 79.8	
Process volume min. liters	28		
Cooling type	2-stage, water cooled		
Dimensions inch	W x L x H		
	37.4 x 50 x 74.8		

Accessories

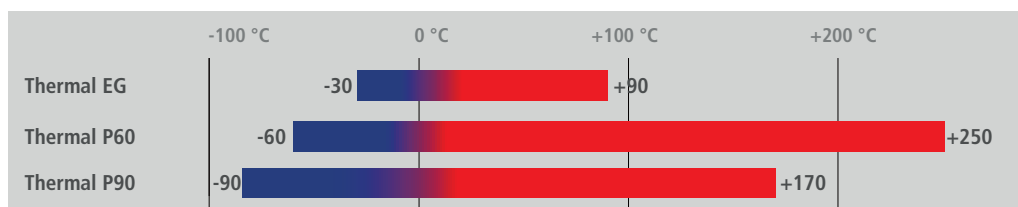
JULABO Thermal bath fluids for the new PRESTO

Advantages

- Broad temperature ranges
- Low viscosity
- High stability
- Good thermal conductivity
- Almost odorless
- Low corrosiveness
- Low toxicity
- Long life



Working temperature range



 Working temperature range



Makes day-to-day work in labs easier

JULABO Thermal bath fluids
With practical drain port included.





Thermal EG

Order No. 5 liters	8 891 407
Order No. 10 liters	8 891 406
Suitable for	A30, A40, W40, A45, A45t, W50, W50t
Working temperature range °C	-30 ... +90
Flash point °C	not applicable
Fire point °C	not applicable
Viscosity, (kinematic at +20 °C) mm²/s	4.25
Density (at +20 °C) g/cm³	1.08
Pour point °C	-70
Boiling point °C	+108
Ignition temperature °C	+410
Color	light yellow



Thermal P60

Order No. 5 liters	8891413
Order No. 10 liters	8891412
Suitable for	PRESTO
Working temperature range °C	-60...+250
Flash point °C	+130
Fire point °C	>+205
Viscosity, (kinematic at +20 °C) mm²/s	5
Density (at +20 °C) g/cm³	0.918
Pour point °C	-65
Boiling point °C	+148
Ignition temperature °C	+350
Color	clear



Thermal P90

Order No. 5 liters	8891415
Order No. 10 liters	8891414
Suitable for	PRESTO
Working temperature range °C	-90...+170
Flash point °C	>+70
Fire point °C	+229
Viscosity, (kinematic at +20 °C) mm²/s	2
Density (at +20 °C) g/cm³	0.873
Pour point °C	-100
Boiling point °C	+229
Ignition temperature °C	+345
Color	clear

* Thermal EG when diluted 1:1 with water

JULABO Thermal bath fluids based on silicone ...

... are chemically inert substances which do not affect metals like iron, copper, zinc, aluminum, chrome or nickel. Compared to other fluids, JULABO Thermal fluids have an extraordinarily high dielectric strength. When properly stored, the fluids will last for 12 months and longer as they are not susceptible to climatic influences.

JULABO Thermal bath fluids based on water-glycol ...

... (monoethyleneglycol with anti-corrosion additives) have excellent thermal characteristics and a low viscosity. In addition, they provide anti-freeze protection, i.e. they can be applied at temperatures below the freezing point of water.

More information on JULABO Thermal bath fluids ...

... on line <http://www.julabo.com/us/products/accessories/bath-fluids>



COST EFFICIENT: LESS THERMAL BATH FLUID

PRESTO instruments need less thermal bath fluid. Compared to conventional bath circulators, PRESTO uses less active heat exchanger volume. The hot or cold fluid does not come in contact with the surrounding air so a larger temperature range can be covered with only one thermal bath fluid.

Accessories



External Pt100 sensors

Order No.	Description	Suitable for
8 981 003	200 x 6 mm dia., stainless steel, 1.5 m cable	PRESTO
8 981 006	20 x 2 mm dia., stainless steel, 1.5 m cable	PRESTO
8 981 010	300 x 6 mm dia., stainless steel, 1.5 m cable	PRESTO
8 981 017	200 x 6 mm dia., stainless steel/PTFE coated, 3.0 m cable	PRESTO
8 981 015	300 x 6 mm dia., stainless steel/PTFE coated, 3.0 m cable	PRESTO
8 981 013	600 x 6 mm dia., stainless steel/PTFE coated, 3.0 m cable	PRESTO
8 981 016	900 x 6 mm dia., stainless steel/PTFE coated, 3.0 m cable	PRESTO
8 981 014	1200 x 6 mm dia., stainless steel/PTFE coated, 3.0 m cable	PRESTO
8 981 021	M+R in-line Pt100 sensor, 2 fittings M24x1.5 male, 1.5 m cable	PRESTO
8 981 022	M+R in-line Pt100 sensor, 2 fittings M30x1.5 male, 1.5 m cable	PRESTO
8 981 023	M+R in-line Pt100 sensor, 2 fittings M38x1.5 male, 1.5 m cable	PRESTO
8 981 103	Extension cable 3.5 m for Pt100 sensor	PRESTO
8 900 106	Module with Pt100 connection socket for second external Pt100 sensor	PRESTO (except A30)

Metal tubing flexible, triple insulated, -100 °C to +350 °C



Order No.	Description	Suitable for
8 930 261	1.0 m Metal tubing, 2 fittings M24x1.5 female	PRESTO
8 930 262	1.5 m Metal tubing, 2 fittings M24x1.5 female	PRESTO
8 930 263	2.0 m Metal tubing, 2 fittings M24x1.5 female	PRESTO
8 930 264	3.0 m Metal tubing, 2 fittings M24x1.5 female	PRESTO
8 930 271	1.0 m Metal tubing, 2 fittings M30x1.5 female	PRESTO
8 930 272	1.5 m Metal tubing, 2 fittings M30x1.5 female	PRESTO
8 930 273	2.0 m Metal tubing, 2 fittings M30x1.5 female	PRESTO
8 930 274	3.0 m Metal tubing, 2 fittings M30x1.5 female	PRESTO
8 930 275	5.0 m Metal tubing, 2 fittings M30x1.5 female	PRESTO
8 930 282	1.5 m Metal tubing, 2 fittings M38x1.5 female	PRESTO
8 930 283	2.0 m Metal tubing, 2 fittings M38x1.5 female	PRESTO
8 930 284	3.0 m Metal tubing, 2 fittings M38x1.5 female	PRESTO
8 930 285	5.0 m Metal tubing, 2 fittings M38x1.5 female	PRESTO



PTFE tubing -60 °C to +180 °C

Order No.	Description	Suitable for
8 930 140	1 m PTFE Tubing, 8 mm inner dia.	PRESTO
8 930 142	1 m PTFE Tubing, 12 mm inner dia.	PRESTO



Interfaces / Software & Hardware


Order No.	Description	Suitable for
8 900 105	Electronic module with analog connectors (Input, Output, Standby-In)	PRESTO
8 900 020	Profibus DP Interface	PRESTO
8 900 024	RS485 Interface	PRESTO
8 980 771	Pressure sensor, 2 fittings M24x1.5 male (-95 ... +250 °C)	PRESTO
8 980 772	Pressure sensor, 2 fittings M30x1.5 male (-95 ... +250 °C)	PRESTO
8 980 773	Pressure sensor, 2 fittings M38x1.5 male (-95 ... +250 °C)	PRESTO
8 970 815	Sight glass, -100...+280 °C, PN16/Class 230, 2 fittings M30x1.5 male	PRESTO
8 901 102	EasyTEMP Software (free of charge at www.julabo.com)	PRESTO
8 901 105	EasyTEMP Professional Software, incl. USB-Dongle	PRESTO
9 900 112	USB 2.0 Repeater extension cable, length 5 m	PRESTO
9 900 114	USB 2.0 Repeater extension cable, length 10 m	PRESTO



Booster Pump

Order No.	Description	Suitable for
8 810 020	Booster Pump (magnetically coupled), 2.1 bar (M30 x 1.5 male)	PRESTO

Accessories



Adapters / Valves / Connectors, etc.

Order No.	Description	Suitable for
8 890 110	Adapter M24x1.5 male to M24x1.5 male	PRESTO
8 890 111	Adapter M30x1.5 male to M30x1.5 male	PRESTO
8 890 112	Adapter M38x1.5 male to M38x1.5 male	PRESTO
8 890 120	2 Elbow fittings 90°, M24x1.5 female/male	PRESTO
8 890 121	2 Elbow fittings 90°, M30x1.5 female/male	PRESTO
8 890 122	2 Elbow fittings 90°, M38x1.5 female/male	PRESTO
8 890 034	2 Adapters M30x1.5 female to M16x1 male, stainless steel	PRESTO
8 890 035	2 Adapters M30x1.5 male to M16x1 male, stainless steel	PRESTO
8 890 052	2 Adapters M24x1.5 female to M16x1 male	PRESTO
8 890 053	2 Adapters M24x1.5 female to NPT 1/4" female	PRESTO
8 890 054	2 Adapters M24x1.5 female to NPT 3/8" female	PRESTO
8 890 055	2 Adapters M24x1.5 female to NPT 1/2" female	PRESTO
8 890 056	2 Adapters M24x1.5 female to NPT 3/4" female	PRESTO
8 890 057	2 Adapters M24x1.5 female to NPT 1" female	PRESTO
8 890 058	2 Adapters M24x1.5 female to NPT 1/4" male	PRESTO
8 890 059	2 Adapters M24x1.5 female to NPT 3/8" male	PRESTO
8 890 060	2 Adapters M24x1.5 female to NPT 1/2" male	PRESTO
8 890 061	2 Adapters M24x1.5 female to NPT 3/4" male	PRESTO
8 890 062	2 Adapters M24x1.5 female to NPT 1" male	PRESTO
8 890 063	2 Adapters M24x1.5 female to tube 1/4"	PRESTO
8 890 064	2 Adapters M24x1.5 female to tube 3/8"	PRESTO
8 890 065	2 Adapters M24x1.5 female to tube 1/2"	PRESTO
8 890 066	2 Adapters M24x1.5 female to tube 1"	PRESTO
8 890 067	2 Adapters M24x1.5 female/M24x1.5 female	PRESTO
8 890 068	2 Adapters M24x1.5 female/M30x1.5 male	PRESTO
8 890 069	2 Adapters M24x1.5 male/M30x1.5 female	PRESTO
8 890 070	2 Adapters M24x1.5 female/M30x1.5 female	PRESTO
8 890 071	2 Adapters M24x1.5 male/M16x1 female	PRESTO
8 890 072	2 Adapters M24x1.5 male to barbed fitting 12 mm	PRESTO
8 890 080	2 Adapters M30x1.5 female/M38x1.5 male	PRESTO
8 890 081	2 Adapters M30x1.5 male/M38x1.5 female	PRESTO
8 890 082	2 Adapters M30x1.5 female/M38x1.5 female	PRESTO
8 890 083	2 Adapters M30x1.5 female to NPT 3/4" male	PRESTO
8 890 084	2 Adapters M30x1.5 female to NPT 3/4" female	PRESTO
8 890 085	2 Adapters M30x1.5 female to NPT 1" male	PRESTO
8 890 086	2 Adapters M30x1.5 female to NPT 1" female	PRESTO

Adapters / Valves / Connectors, etc.



Order No.	Description	Suitable for
8 890 087	2 Adapters M30x1.5 female to tube 1"	PRESTO
8 890 088	2 Adapters M30x1.5 female/M30x1.5 female	PRESTO
8 890 089	2 Adapters M38x1.5 female/M38x1.5 female	PRESTO
8 890 100	2 Adapters M38x1.5 female to NPT 1" male	PRESTO
8 890 101	2 Adapters M38x1.5 female to NPT 1" female	PRESTO
8 890 102	2 Adapters M38x1.5 female to NPT 1 1/4" male	PRESTO
8 890 103	2 Adapters M38x1.5 female to NPT 1 1/4" female	PRESTO
8 890 104	2 Adapters M38x1.5 female to tube 1"	PRESTO
8 890 130	Twin distributing adapter M24x1.5, isolated, 1x M24x1.5 female to 2x M24x1.5 male	PRESTO
8 890 131	Quad distributing adapter M24x1.5, isolated, 1x M24x1.5 female to 4x M24x1.5 male	PRESTO
8 890 132	Twin distributing adapter M30x1.5, isolated, 1x M30x1.5 female to 2x M30x1.5 male	PRESTO
8 890 133	Quad distributing adapter M30x1.5, isolated, 1x M30x1.5 female to 4x M30x1.5 male	PRESTO
8 890 134	Twin distributing adapter M38x1.5, isolated, 1x M38x1.5 female to 2x M38x1.5 male	PRESTO
8 890 135	Quad distributing adapter M38x1.5, isolated, 1x M38x1.5 female to 4x M38x1.5 male	PRESTO
8 890 140	Twin distributing adapter M24x1.5, 1x M24x1.5 female to 2x M24x1.5 male	PRESTO
8 890 141	Quad distributing adapter M24x1.5, 1x M24x1.5 female to 4x M24x1.5 male	PRESTO
8 890 142	Twin distributing adapter M30x1.5, 1x M30x1.5 female to 2x M30x1.5 male	PRESTO
8 890 143	Quad distributing adapter M30x1.5, 1x M30x1.5 female to 4x M30x1.5 male	PRESTO
8 890 144	Twin distributing adapter M38x1.5, 1x M38x1.5 female to 2x M38x1.5 male	PRESTO
8 890 145	Quad distributing adapter M38x1.5, 1x M38x1.5 female to 4x M38x1.5 male	PRESTO
8 970 495	2 Collar nuts M24x1.5	PRESTO
8 970 496	2 Collar nuts M30x1.5	PRESTO
8 970 497	2 Collar nuts M38x1.5	PRESTO
8 970 850	Shut-off valve M16x1 female/male, -60 °C ... +200 °C	PRESTO
8 970 851	Shut-off valve M24x1.5 female/male, -40 °C ... +200 °C	PRESTO
8 970 852	Shut-off valve M30x1.5 female/male, -40 °C ... +200 °C	PRESTO
8 970 853	Shut-off valve M38x1.5 female/male, -30 °C ... +200 °C	PRESTO

Accessories



External expansion vessels

Order No.	Description	Suitable for
8 970 832	External expansion vessel, 3 liters	A30, A40, W40
8 970 833	External expansion vessel, 3 liters	A45, A45t, W50, W50t, A80, A80t, W80, W80t, A85, A85t, W85, W85t



Filter mats

Order No.	Description	Suitable for
8 970 920	Filter mat	A30
8 970 921	Filter mat	A40
8 970 922	Filter mat	A80
8 970 923	Filter mat	A45
8 970 924	Filter mat	A85



Cooling water connection

Order No.	Description	Suitable for
8 930 312	1 m Reinforced tubing (pressure proof) 1/2" inner dia.	W40, W80
8 970 482	2 Tube clamps	W40, W80
8 920 000	Particle filter for cooling water circuit	W40, W50, W50t, W80, W80t, W85, W85t, W91 and W92 Models
8 930 331	1.5 m Flexible braided tubing G 3/4" (-30 ... +100 °C) with 2 straight fittings with cap nut for cooling water connection	Water-cooled units
8 930 332	2 m Flexible braided tubing G 3/4" (-30 ... +100 °C) with 2 straight fittings with cap nut for cooling water connection	Water-cooled units
8 930 341	1.5 m Flexible braided tubing G 3/4" (-30 ... +100 °C) 1 straight fitting / 1 elbow fitting 90°, both with cap nut for cooling water connection	Water-cooled units
8 930 342	2 m Flexible braided tubing G 3/4" (-30 ... +100 °C) 1 straight fitting / 1 elbow fitting 90°, both with cap nut for cooling water connection	Water-cooled units



Connection plugs

Order No.	Description	Suitable for
8 980 131	External Pt100 connector	PRESTO
8 980 133	Standby connector 3 pin	PRESTO with electronic module 8 900 105
8 980 135	Alarm connector 5 pin	PRESTO
8 980 136	REG+EPROG connector 6 pin	PRESTO with electronic module 8 900 105



Installation with training

JULABO manages the installation of your PRESTO systems and performs the training of professional staff on site. Depending on the system one, two, or three days are required. Consult with your account manager.


Order No.	Description	Suitable for
2 531 20	Installation with training, 1 day	PRESTO

Julabo
THE TEMPERATURE CONTROL COMPANY

Original Accessories

Optimize your application and process by using original JULABO accessories.

Check out all the accessories within this catalog or at www.julabo.com/us to enhance the performance of your JULABO PRESTO.



Information on
all Accessories
www.julabo.com/us

Forte HT

HIGH TEMPERATURES AND A HIGH

Forte HT – for extremely high temperatures

High temperature circulators of the Forte HT series are designed for temperature control in closed external systems. These compact units have a closed design that prevents the escape of oil vapors especially at high temperatures.

- High heating capacity for short heat-up times
- High pump capacity
- Small filling volume
- Cooling water connection for cold oil overlay
- Wide working temperature range without fluid change
- Extended lifetime of the fluid
- Easy to integrate into installations due to the modular concept (separation of circulator and operating module)
- External Pt100 sensor connection
- Various interfaces



SAFETY LEVEL

Forte HT with cooling unit

The Forte HT models with C.U. Cooling unit are suitable for temperature control tasks at +40 °C and above. Running tap water through the cooling unit permits rapid cool-down across the entire temperature range. As a result, exothermic reactions can be immediately compensated, especially at high temperatures.

Additional benefits of models with C.U. cooling unit:

- Controlled cooling water supply for temperature applications from +40 °C
- High cooling capacity up to 15 kW (at +20 °C cooling water and +300 °C oil temperature)
- Rapid cooling
- Rapid temperature control i.e. of exothermic reactions



FORTE HT

Forte HT

For working temperatures from +70 °C to +400 °C

High temperature circulators of the Forte HT series are designed for temperature control in closed external systems. These compact units have a closed design that prevents the escape of oil vapors especially at high temperatures.

- High heating capacity for short heat-up times
- High pump capacity
- Small filling volume
- Cooling water connection for cold oil overlay
- Wide working temperature range without fluid change
- Extended lifetime of the fluid
- Easy to integrate into installations due to the modular concept (separation of circulator and operating module)
- External Pt100 sensor connection
- Various interfaces



Connections

Control unit

- ① RS232 / RS485
- ② Analog input
- ③ Standby input
- ④ Alarm output
- ⑤ Connector for control cable to HT Circulator



SAFE EVEN AT HIGH TEMPERATURES

Forte HT high temperature circulators have a closed design that prevents the escape of oil vapors even at high temperatures.



FORTE HT30-M1

Order No.	9 800 031
Model	HT30-M1
Working temperature range °C	+70 ... +400
Temperature stability °C	±0.01 ... ±0.1
Cooling capacity kW, max. (Water +20 °C)	-
Heating capacity kW	3
Pump capacity	l/min 14 ... 18
Flow Rate/Pressure	psi 11.6 ... 17.4
Filling volume min. liters	2
Power requirement V/Hz	230 / 50 or 230 / 60
Dimensions	W x L x H
Circulator inch	9.1 x 9.1 x 22.8
Dimensions	W x L x H
Control unit inch	9.8 x 9.8 x 7.1

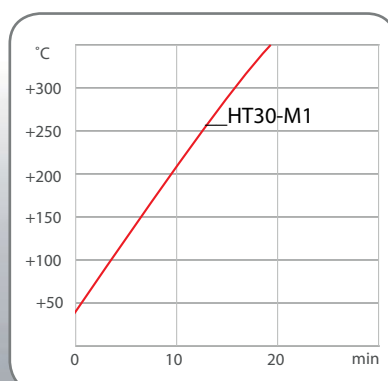


FORTE HT60-M3

Order No.	9 800 063
Model	HT60-M3
Working temperature range °C	+70 ... +400
Temperature stability °C	±0.01 ... ±0.1
Cooling capacity kW, max. (Water +20 °C)	-
Heating capacity kW	6
Pump capacity	l/min 14 ... 18
Flow Rate/Pressure	psi 11.6 ... 17.4
Filling volume min. liters	2
Power requirement V/Hz	3 x 208 / 60
Dimensions	W x L x H
Circulator inch	9.1 x 9.1 x 22.8
Dimensions	W x L x H
Control unit inch	9.8 x 9.8 x 7.1

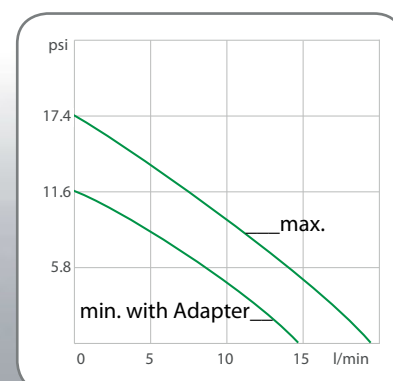
Heat-up time

Bath fluid: Thermal H350



Pump capacity

Bath fluid: Thermal H350



FORTE HT

Forte HT with cooling unit

For working temperatures from +40 °C to +400 °C.

The Forte HT models with C.U. Cooling unit are suitable for temperature control tasks at +40 °C and above. Running tap water through the cooling unit permits rapid cool-down across the entire temperature range. As a result, exothermic reactions can be immediately compensated, especially at high temperatures.

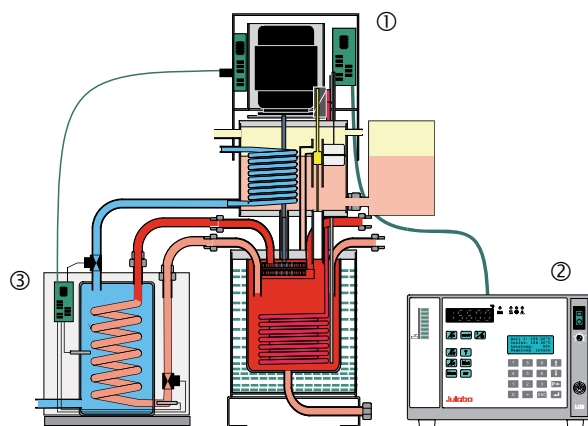
Additional benefits of models with C.U. cooling unit:

- Controlled cooling water supply for temperature applications from +40 °C
- High cooling capacity up to 15 kW
(at +20 °C cooling water and +300 °C oil temperature)
- Rapid cooling
- Rapid temperature control i. e. of exothermic reactions

Forte HT with cooling unit

Forte HT high temperature circulators are designed for applications that require very high temperatures, as high as +400 °C. The closed design of Forte HT avoids oil vapor contamination even at high temperatures. These units have automated heat-up, filling, and degassing features.

The figure shows the major components of high temperature circulators, with complete separation of circulator ①, control electronics ②, and C.U. cooling unit ③.





FORTE HT30-M1-C.U.

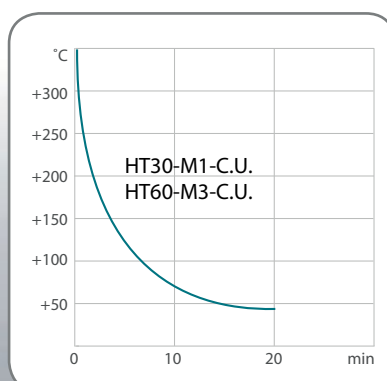
Order No.	9 800 035
Model	HT30-M1-C.U.
Working temperature range °C	+40 ... +400
Temperature stability °C	±0.01 ... ±0.1
Cooling capacity kW, max. (Water +20 °C)	15
Heating capacity kW	3
Pump capacity	l/min 14 ... 18
Flow Rate/Pressure	psi 11.6 ... 17.4
Filling volume min. liters	2
Power requirement V/Hz	230 / 50 or 230 / 60
Dimensions	W x L x H
Circulator inch	16.9 x 9.1 x 22.8
Dimensions	W x L x H
Control unit inch	9.8 x 9.8 x 7.1

FORTE HT60-M3-C.U.

Order No.	9 800 066
Model	HT60-M3-C.U.
Working temperature range °C	+40 ... +400
Temperature stability °C	±0.01 ... ±0.1
Cooling capacity kW, max. (Water +20 °C)	15
Heating capacity kW	6
Pump capacity	l/min 14 ... 18
Flow Rate/Pressure	psi 11.6 ... 17.4
Filling volume min. liters	2
Power requirement V/Hz	3 x 208 / 60
Dimensions	W x L x H
Circulator inch	16.9 x 9.1 x 22.8
Dimensions	W x L x H
Control unit inch	9.8 x 9.8 x 7.1

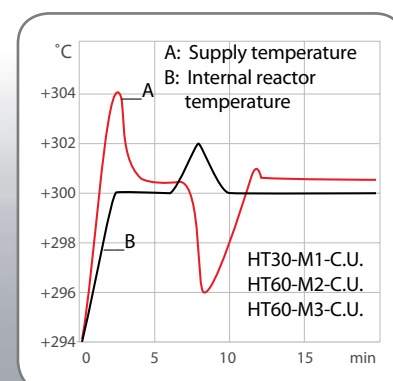
Cool-down time

Bath fluid: Thermal H350



Reaction compensation

5 liter reactor | Bath fluid: Thermal H350



Accessories

JULABO Thermal bath fluids

JULABO Thermal bath fluids are carefully selected and long-term tested. They are perfectly suited for temperature control tasks in temperature control systems and guarantee safe and reliable operation. Choosing the right thermal bath fluid is very important for achieving optimal temperature control results. The viscosity, oxidation behavior and thermal conductivity of our *thermal* bath fluids are designed especially for use with JULABO temperature control instruments.

Advantages

- Broad temperature ranges
- Low viscosity
- High stability
- Good thermal conductivity
- Almost odorless
- Low corrosiveness
- Low toxicity
- Long life



Thermal H350

Order No. 5 liters 8 940 111

Order No. 10 liters --

Suitable for FORTE HT

Working temperature range °C +50 ...+350

Flash point °C +200

Fire point °C +235

Viscosity, (kinematic at +20 °C) mm²/s 48.3

Density (at +20 °C) g/cm³ 1.04

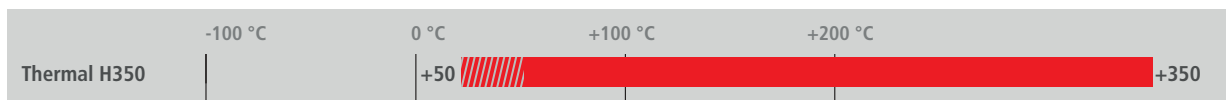
Pour point °C -34


Boiling point °C +371


Ignition temperature °C +450

Color light brown

Working temperature range



 Working temperature range

 Heating phase



Makes day-to-day work in labs easier

JULABO Thermal bath fluids
With practical drain port included.



JULABO Thermal bath fluids based on silicone ...

... are chemically inert substances which do not affect metals like iron, copper, zinc, aluminum, chrome or nickel. Compared to other fluids, JULABO Thermal fluids have an extraordinarily high dielectric strength. When properly stored, the fluids will last for 12 months and longer as they are not susceptible to climatic influences.

JULABO Thermal bath fluids based on water-glycol ...

... (monoethyleneglycol with anti-corrosion additives) have excellent thermal characteristics and a low viscosity. In addition, they provide anti-freeze protection, i.e. they can be applied at temperatures below the freezing point of water.

More information on JULABO Thermal bath fluids ...

... on line, <http://www.julabo.com/us/products/accessories/bath-fluids>

Accessories

External Pt100 sensors



Order No.	Description	Suitable for
8 981 003	200 x 6 mm dia., stainless steel, 1.5 m cable	Forte HT
8 981 006	20 x 2 mm dia., stainless steel, 1.5 m cable	Forte HT
8 981 010	300 x 6 mm dia., stainless steel, 1.5 m cable	Forte HT
8 981 017	200 x 6 mm dia., stainless steel/PTFE coated, 3.0 m cable	Forte HT
8 981 015	300 x 6 mm dia., stainless steel/PTFE coated, 3.0 m cable	Forte HT
8 981 013	600 x 6 mm dia., stainless steel/PTFE coated, 3.0 m cable	Forte HT
8 981 016	900 x 6 mm dia., stainless steel/PTFE coated, 3.0 m cable	Forte HT
8 981 014	1200 x 6 mm dia., stainless steel/PTFE coated, 3.0 m cable	Forte HT
8 981 020	M+R in-line Pt100 sensor, 2 fittings M16x1 male	Forte HT
8 981 103	Extension cable 3.5 m for Pt100 sensor	Forte HT

Accessories for Forte HT



Order No.	Description	Suitable for
9 790 100	C.U. cooling unit	Forte HT
8 970 802	Adapter for pump pressure reduction (0.8 bar)	Forte HT
8 970 811	Level indicator (with sight glass)	Forte HT
8 970 435	Handle for stand rod attachment	Forte HT
8 970 801	Expansion vessel (1 liter)	Forte HT
8 980 125	Extension cable 5 m (control electronics for HT circulator)	Forte HT
8 980 704	Solenoid valve for cooling water with 2 m tubing 8 mm inner dia.	Forte HT (without C.U. cooling unit)

Metal tubing



Order No.	Description	Suitable for
Metal tubing flexible, triple insulated, -100 °C to +350 °C		
8 930 209	0.5 m Metal tubing, 2 fittings M16x1 female	Forte HT
8 930 210	1.0 m Metal tubing, 2 fittings M16x1 female	Forte HT
8 930 211	1.5 m Metal tubing, 2 fittings M16x1 female	Forte HT
8 930 214	3.0 m Metal tubing, 2 fittings M16x1 female	Forte HT
Metal tubing flexible, insulated, -50 °C to +200 °C		
8 930 220	0.5 m Metal tubing, 2 fittings M16x1 female	Forte HT
8 930 221	1.0 m Metal tubing, 2 fittings M16x1 female	Forte HT
8 930 222	1.5 m Metal tubing, 2 fittings M16x1 female	Forte HT
8 930 223	3.0 m Metal tubing, 2 fittings M16x1 female	Forte HT

Accessories for connecting metal tubing

Order No.	Description	Suitable for
8 970 443	Adapter M16x1 male to M16x1 male	Forte HT

Adapters / Valves / Connectors, etc.



Order No.	Description	Suitable for
8 970 457	Shut-off valve for loop circuit (-30 °C ... +200 °C), M16x1	Forte HT
8 970 490	2 Collar nuts M16x1 female	Forte HT
8 970 442	2 Elbow fittings 90°, M16x1 female/male, side length 2x54 mm	Forte HT
8 970 448	2 Elbow fittings 90°, M16x1 female/male, side length 2 x 54 mm / 2 x 120 mm	Forte HT
8 890 004	2 Adapters M16x1 female to NPT 1/4" male	Forte HT
8 890 005	2 Adapters M16x1 female to NPT 1/4" female	Forte HT
8 890 006	2 Adapters M16x1 female to NPT 3/8" male	Forte HT
8 890 007	2 Adapters M16x1 female to NPT 3/8" female	Forte HT
8 890 008	2 Adapters M16x1 female to NPT 1/2" male	Forte HT
8 890 009	2 Adapters M16x1 female to NPT 1/2" female	Forte HT
8 890 010	2 Adapters M16x1 male to NPT 1/4" female	Forte HT
8 891 008	1 Adapter M16x1 male to BSP 1/2" female	Forte HT
8 891 009	1 Adapter M16x1 male to BSP 3/4" female	Forte HT
8 890 011	2 Adapters M16x1 female to tube 1/4" male	Forte HT
8 890 012	2 Adapters M16x1 female to tube 3/8" male	Forte HT
8 890 013	2 Adapters M16x1 female to tube 1/2" male	Forte HT
8 890 024	2 Adapters M16x1 female to M16x1 female	Forte HT

Connection plugs



Order No.	Description	Suitable for
8 980 131	External Pt100 connector	Forte HT
8 980 133	Standby connector 3 pin	Forte HT
8 980 135	Alarm connector 5 pin	Forte HT
8 980 136	REG+EPROG connector 6 pin	Forte HT

Technical Specifications
























PRESTO Highly Dynamic Temperature Control Systems | Process Circulators

Model	Order No.	Working temperature range °C	Display / display resolution	Temp. control	Temperature stability °C	Heating capacity kW	Cooling of refrigeration unit	Cooling capacity kW (Medium: JULABO Thermal Ethanol) in °					
								+200	+20	0	-20	-30	-40
A30	9 420 300	-30 ... +250	5.7" TFT /±0.01°C	ICC	±0.01 ... ±0.05	2.3	1-st. Air	0.5	0.5	0.4	0.2	0.05	-
A40	9 420 401	-40 ... +250	5.7" TFT /±0.01°C	ICC	±0.01 ... ±0.05	2.3	1-st. Air	1.2	1.2	0.9	0.6	0.3	0.1
W40	9 421 401	-40 ... +250	5.7" TFT /±0.01°C	ICC	±0.01 ... ±0.05	2.3	1-st. Water	1.2	1.2	1.0	0.55	0.3	0.06
A45	9 420 452	-45 ... +250	5.7" TFT /±0.01°C	ICC	±0.05 ... ±0.1	5.5	1-st. Air	3.4	3.5	3.3	1.8	1.0	0.3
A45t	9 420 452.T	-45 ... +250	5.7" TFT /±0.01°C	ICC	±0.05 ... ±0.1	10	1-st. Air	3.4	3.5	3.3	1.8	1.0	0.3
W50	9 421 502	-50 ... +250	5.7" TFT /±0.01°C	ICC	±0.05 ... ±0.1	5.5	1-st. Water	7.0	7.5	6.5	3.0	1.8	0.6
W50t	9 421 502.T	-50 ... +250	5.7" TFT /±0.01°C	ICC	±0.05 ... ±0.1	10	1-st. Water	7.0	7.5	6.5	3.0	1.8	0.6
A80	9 420 801	-80 ... +250	5.7" TFT /±0.01°C	ICC	±0.01 ... ±0.05	1.5	2-st. Air	1.2	1.2	1.2	1.1	1.1	1.1
A80t	9 420 801.T	-80 ... +250	5.7" TFT /±0.01°C	ICC	±0.01 ... ±0.05	2.8	2-st. Air	1.2	1.2	1.2	1.1	1.1	1.1
W80	9 421 801	-80 ... +250	5.7" TFT /±0.01°C	ICC	±0.01 ... ±0.05	1.2	2-st. Water	1.2	1.2	1.2	1.1	1.1	1.1
W80t	9 421 801.T	-80 ... +250	5.7" TFT /±0.01°C	ICC	±0.01 ... ±0.05	2.8	2-st. Water	1.2	1.2	1.2	1.1	1.1	1.1
A85	9 420 852	-85 ... +250	5.7" TFT /±0.01°C	ICC	±0.05 ... ±0.1	5.5	2-st. Air	2.8	2.5	2.4	2.4	2.4	2.4
A85t	9 420 852.T	-85 ... +250	5.7" TFT /±0.01°C	ICC	±0.05 ... ±0.1	12.5	2-st. Air	2.8	2.5	2.4	2.4	2.4	2.4
W85	9 421 852	-85 ... +250	5.7" TFT /±0.01°C	ICC	±0.05 ... ±0.1	5.5	2-st. Water	2.8	2.5	2.4	2.4	2.4	2.4
W85t	9 421 852.T	-85 ... +250	5.7" TFT /±0.01°C	ICC	±0.05 ... ±0.1	12.5	2-st. Water	2.8	2.5	2.4	2.4	2.4	2.4
W91	9 421 912	-91 ... +250	5.7" TFT /±0.01°C	ICC	±0.05 ... ±0.2	18	2-st. Water	11	11.	11	11	10.5	10.5
W91tt	9 421 912.TT	-91 ... +250	5.7" TFT /±0.01°C	ICC	±0.05 ... ±0.2	36	2-st. Water	11	11	11	11	10.5	10.5
W91x	9 421 913	-91 ... +250	5.7" TFT /±0.01°C	ICC	±0.05 ... ±0.2	18	2-st. Water	11	11	11	11	10.5	10.5
W91tttx	9 421 913.TT	-91 ... +250	5.7" TFT /±0.01°C	ICC	±0.05 ... ±0.2	36	2-st. Water	11	11	11	11	10.5	10.5
W92	9 421 922	-92 ... +250	5.7" TFT /±0.01°C	ICC	±0.05 ... ±0.2	18	2-st. Water	31	27	20	11	10.5	10.5
W92tt	9 421 922.TT	-92 ... +250	5.7" TFT /±0.01°C	ICC	±0.05 ... ±0.2	36	2-st. Water	31	27	20	11	10.5	10.5
W92x	9 421 923	-92 ... +250	5.7" TFT /±0.01°C	ICC	±0.05 ... ±0.2	18	2-st. Water	31	27	20	11	10.5	10.5
W92tttx	9 421 923.TT	-92 ... +250	5.7" TFT /±0.01°C	ICC	±0.05 ... ±0.2	36	2-st. Water	31	27	20	11	10.5	10.5

FORTE HT High Temperature Circulators

Model	Order No.	Working temperature range °C	Setting / display resolution °C	Temperature control	Temperature stability external °C	Cooling capacity (Water, +20 °C)
						kW, max.
HT30-M1	9 800 031	+70 ... +400	0.01	ICC	±0.01 ... ±0.1	
HT60-M3	9 800 063	+70 ... +400	0.01	ICC	±0.01 ... ±0.1	
HT30-M1-C.U.	9 800 035	+40 ... +400	0.01	ICC	±0.01 ... ±0.1	15
HT60-M3-C.U.	9 800 066	+40 ... +400	0.01	ICC	±0.01 ... ±0.1	15

Unless otherwise indicated, all data relates to the operation at nominal voltage and frequency and +20 °C ambient temperature. Cooling capacity measured according to DIN 12876-2.

-60	-80	Type Gear Centrifugal	Pump Pressure psi	Flow rate l/min	Pump connections male	Viscosity max. cSt.	Refrige- rant	Process volume min. (active heat exchanger volume) liters	Internal usable expansion volume liters	Classifica- tion acc. to DIN 12876-1	Power requirement V / Hz / A	Cooling water connection w. barbed fitting for tubing ½" ID Inch	Noise level (distance 1 m) dbA
-	-		1.25	25	M24x1.5	50	R507	2.4 (1.4)	1.5	III (FL)	208/60/15	-	54
-	-		1.5 ... 19	16 ... 40	M24x1.5	50	R507	3.5 (1.7)	2.7	III (FL)	208/60/15	-	55
-	-		1.5 ... 19	16 ... 40	M24x1.5	50	R507	3.5 (1.7)	2.7	III (FL)	208/60/15	G 3/4"	53
-	-		6.7 ... 43.5	35 ... 76	M30x1.5	50	R507	7.5 (3.5)	7.5	III (FL)	3 x 208/60/23	-	69
-	-		6.7 ... 43.5	35 ... 76	M30x1.5	50	R507	7.5 (3.5)	7.5	III (FL)	3 x 208/60/38	-	69
-	-		6.7 ... 43.5	35 ... 76	M30x1.5	50	R507	7.5 (3.5)	7.5	III (FL)	3 x 208/60/25	G 3/4"	65
-	-		6.7 ... 43.5	35 ... 76	M30x1.5	50	R507	7.5 (3.5)	7.5	III (FL)	3 x 208/60/36	G 3/4"	65
0.65	0.1		1.5 ... 19	16 ... 40	M24x1.5	50	R507/R23	3.9 (1.7)	5.6	III (FL)	208/60/15	-	68
0.65	0.1		1.5 ... 19	16 ... 40	M24x1.5	50	R507/R23	3.9 (1.7)	5.6	III (FL)	3 x 208/60/18	-	68
0.65	0.1		1.5 ... 19	16 ... 40	M24x1.5	50	R507/R23	3.9 (1.7)	5.6	III (FL)	208/60/15	G 3/4"	64
0.65	0.1		1.5 ... 19	16 ... 40	M24x1.5	50	R507/R23	3.9 (1.7)	5.6	III (FL)	3 x 208/60/18	G 3/4"	64
2.2	0.4		7 ... 43.5	35 ... 80	M30x1.5	50	R507/R23	9.5 (5)	7	III (FL)	3 x 208/60/30	-	69
2.2	0.4		7 ... 43.5	35 ... 80	M30x1.5	50	R507/R23	9.5 (5)	7	III (FL)	3 x 208/60/52	-	69
2.2	0.4		7 ... 43.5	35 ... 80	M30x1.5	50	R507/R23	9.5 (5)	7	III (FL)	3 x 208/60/30	G 3/4"	69
2.2	0.4		7 ... 43.5	35 ... 80	M30x1.5	50	R507/R23	9.5 (5)	7	III (FL)	3 x 208/60/52	G 3/4"	69
8	2		7.25 ... 43.5	26 ... 80	M38x1.5	50	R507/R23	28 (16)	40	III (FL)	3 x 480/60/38	G 3/4"	74
8	2		7.25 ... 43.5	26 ... 80	M38x1.5	50	R507/R23	28 (16)	40	III (FL)	3 x 480/60/76	G 3/4"	74
8	2		11.6 ... 80	18 ... 70	M38x1.5	70	R507/R23	28 (16)	40	III (FL)	3 x 480/60/38	G 3/4"	74
8	2		11.6 ... 80	18 ... 70	M38x1.5	70	R507/R23	28 (16)	40	III (FL)	3 x 480/60/60	G 3/4"	74
8	2		7.25 ... 43.5	26 ... 80	M38x1.5	50	R507/R23	28 (16)	40	III (FL)	3 x 480/60/38	G 3/4"	74
8	2		7.25 ... 43.5	26 ... 80	M38x1.5	50	R507/R23	28 (16)	40	III (FL)	3 x 480/60/60	G 3/4"	74
8	2		11.6 ... 80	18 ... 70	M38x1.5	70	R507/R23	28 (16)	40	III (FL)	3 x 480/60/38	G 3/4"	74
8	2		11.6 ... 80	18 ... 70	M38x1.5	70	R507/R23	28 (16)	40	III (FL)	3 x 480/60/60	G 3/4"	74

Heating capacity kW	Integrated cooling unit C.U.	Pump capacity Pressure psi	Flow rate l/min.	Pump connections male	Filling volume liters	Filling volume expansion vessel liters	Classification acc. to DIN 12876-1
3	-	11.6 ... 17.4	14 - 18	M16x1	2	1.6+0.9	III (FL)
6	-	11.6 ... 17.4	14 - 18	M16x1	2	1.6+0.9	III (FL)
3	yes	11.6 ... 17.4	14 - 18	M16x1	2	1.6+0.9	III (FL)
6	yes	11.6 ... 17.4	14 - 18	M16x1	2	1.6+0.9	III (FL)

Cooling water consumption l/min	Cooling water differential pressure psi	Integrated programmer steps	External Pt100 sensor connection	Analog inputs / outputs	Digital interfaces			Permissible ambient temperature °C	Dimensions W x L x H inch	Weight net lb	Model
					RS232, SD-Card, USB, Ethernet, alarm output	RS485 Profibus	2nd ext. Pt100 sensor				
-	-	8 x 60	yes	Accessory	yes	Accessory	-	+5 ... +40	9.2 x 22.9 x 24	137	A30
-	-	8 x 60	yes	Accessory	yes	Accessory	Accessory	+5 ... +40	12.7 x 22.9 x 26	174	A40
1	7.25	8 x 60	yes	Accessory	yes	Accessory	Accessory	+5 ... +40	12.7 x 22.9 x 26	172	W40
-	-	8 x 60	yes	Accessory	yes	Accessory	Accessory	+5 ... +40	20.9 x 26.2 x 49.6	463	A45
-	-	8 x 60	yes	Accessory	yes	Accessory	Accessory	+5 ... +40	20.9 x 26.2 x 49.6	463	A45t
8 ... 12	7.25	8 x 60	yes	Accessory	yes	Accessory	Accessory	+5 ... +40	20.9 x 26.2 x 49.6	463	W50
8 ... 12	7.25	8 x 60	yes	Accessory	yes	Accessory	Accessory	+5 ... +40	20.9 x 26.2 x 49.6	463	W50t
-	-	8 x 60	yes	Accessory	yes	Accessory	Accessory	+5 ... +40	16.9 x 25.6 x 49.5	362	A80
-	-	8 x 60	yes	Accessory	yes	Accessory	Accessory	+5 ... +40	16.9 x 25.6 x 49.5	368	A80t
2	7.25	8 x 60	yes	Accessory	yes	Accessory	Accessory	+5 ... +40	16.9 x 25.6 x 49.5	351	W80
2	7.25	8 x 60	yes	Accessory	yes	Accessory	Accessory	+5 ... +40	16.9 x 25.6 x 49.5	357	W80t
-	-	8 x 60	yes	Accessory	yes	Accessory	Accessory	+5 ... +40	24.1 x 42.6 x 49.3	805	A85
-	-	8 x 60	yes	Accessory	yes	Accessory	Accessory	+5 ... +40	24.1 x 42.6 x 49.3	805	A85t
2 ... 6	7.25	8 x 60	yes	Accessory	yes	Accessory	Accessory	+5 ... +40	24.1 x 42.6 x 49.3	805	W85
2 ... 6	7.25	8 x 60	yes	Accessory	yes	Accessory	Accessory	+5 ... +40	24.1 x 42.6 x 49.3	805	W85t
16 ... 43	7.25	8 x 60	yes	Accessory	yes	Accessory	Accessory	+5 ... +40	37.4 x 50 x 74.8	1698	W91
16 ... 43	7.25	8 x 60	yes	Accessory	yes	Accessory	Accessory	+5 ... +40	37.4 x 50 x 74.8	1720	W91tt
16 ... 43	7.25	8 x 60	yes	Accessory	yes	Accessory	Accessory	+5 ... +40	37.4 x 50 x 74.8	1731	W91x
16 ... 43	7.25	8 x 60	yes	Accessory	yes	Accessory	Accessory	+5 ... +40	37.4 x 50 x 74.8	1775	W91tttx
16 ... 43	7.25	8 x 60	yes	Accessory	yes	Accessory	Accessory	+5 ... +40	37.4 x 50 x 74.8	1731	W92
16 ... 43	7.25	8 x 60	yes	Accessory	yes	Accessory	Accessory	+5 ... +40	37.4 x 50 x 74.8	1775	W92tt
16 ... 43	7.25	8 x 60	yes	Accessory	yes	Accessory	Accessory	+5 ... +40	37.4 x 50 x 74.8	1764	W92x
16 ... 43	7.25	8 x 60	yes	Accessory	yes	Accessory	Accessory	+5 ... +40	37.4 x 50 x 74.8	1808	W92tttx

	IP Class acc. to IEC 60529	Power requirement V / Hz / A	Dimensions Circulator W x L x H inch	Dimensions Control unit W x L x H inch	Weight net lb	Model
	IP21	230/60/14	9.5 x 9.5 x 22.8	9.5 x 9.5 x 7.1	59.5	HT30-M1
	IP21	3 x 208/60/18	9.1 x 9.1 x 22.8	9.5 x 9.5 x 7.1	63.9	HT60-M3
	IP21	230/60/14	16.9 x 9.1 x 22.8	9.5 x 9.5 x 7.1	77.2	HT30-M1-C.U.
	IP21	3 x 208/60/18	16.9 x 9.1 x 22.8	9.5 x 9.5 x 7.1	81.6	HT60-M3-C.U.

Unless otherwise indicated, all data relates to the operation at nominal voltage and frequency and +20 °C ambient temperature. Cooling capacity measured according to DIN 12876-2.

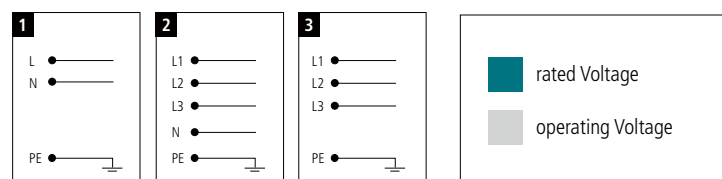
Voltage Options

PRESTO

Model	Rated voltage (V)	Frequency (Hz)	Mains power supply type	Voltage range (V)												Heating capacity at rated voltage (kW)
Single phase units:				180	190	200	210	220	230	240	250	260				
A30	200 - 230	50	1													2.1 - 2.7
	208	60	1													2.3
A40 W40	200 - 230	50-60	1													2.1 - 2.7
	208	60	1													2.3
A80 W80	230	50	1													1.8
	208	60	1													1.5

Model	Rated voltage (V)	Frequency (Hz)	Mains power supply type	Voltage range (V)												Heating capacity at rated voltage (kW)
Three phase units:				180	220	260	300	340	380	420	460	500				
A45 W50	3 x 400	50	2													6
	3 x 230	50	3													6
	3 x 208 - 230	60	3													5.5 - 6
A45t W50t	3 x 400	50	2													12
	3 x 230	50	3													12
	3 x 208 - 230	60	3													10 - 12
A80t W80t	3 x 400	50	2													3.4
	3 x 230	50	3													3.4
	3 x 208 - 220	60	3													2.8 - 3.1
A85 W85	3 x 400	50	2													6
	3 x 230	50	3													6
	3 x 208 - 230	60	3													5.5 - 6
A85t W85t	3 x 400	50	2													15
	3 x 230	50	3													15
	3 x 208 - 230	60	3													12.5 - 15
W91 (x) W92 (x)	3 x 400	50	2													18
	3 x 480	60	3													18
W91tt (x) W92tt (x)	3 x 400	50	2													36
	3 x 480	60	3													36

Mains power supply type



Unless otherwise indicated, all data related to the operation at nominal voltage and frequency and +20 °C ambient temperature. Cooling capacity measured according to DIN12876-2.



NORTH AMERICA

JULABO USA Inc.

884 Marcon Boulevard
Allentown, PA 18109
United States of America

Tel. +1 610 231 0250
Fax +1 610 231 0260
Tollfree +1 800 458 5226

info@julabo.us
www.julabo.us

GERMANY Headquarters

JULABO GmbH
www.julabo.com

ITALY

JULABO Italia Srl.
www.julabo.com

UK

JULABO UK, Ltd.
www.julabo.com

FRANCE

JULABO France SAS
www.julabo.com

NETHERLANDS

JULABO Nederland B.V.
www.julabo.com

JAPAN

JULABO Japan Co., Ltd.
www.julabo-japan.co.jp

KOREA

JULABO Korea Co., Ltd.
www.julabo-korea.co.kr

CHINA

JULABO Technology (Beijing) Co., Ltd.
www.julabo.com.cn

LATIN AMERICA

JULABO Latin America
www.julabo-latinamerica.com

SINGAPORE

JULABO Singapore Pte., Ltd.
www.julabo.com

INDIA

JULABO India
www.julabo.com

**Plus more than
100 partner distributors
worldwide**