


# BioPrecision3 LM

*High Performance DC Servo Stage*

## BioPrecision3 LM Motorized Stage

LEP's new Linear Motor stage employs new technology that eliminates the traditional motor and leadscrew drive found in conventional stages. The result is a next generation stage that provides high performance in a more compact and light weight package. The new design allows better access for loading and unloading specimens. It also reduces the height for better microscope compatibility.



### Integrated Positioning Solution

The new Linear Motor Stage is the solution for your microscope automation requirements. This stage provides precise manual and programmable control with high resolution for intracellular positioning as well as high speed for large area scanning. The benefit of the low mass and lightweight construction goes beyond the stage precision; it improves the performance of the entire optical system. The lower moving mass reduces stress on the microscope stand, significantly improving accuracy and reliability. The linear DC servo motor drive technology has fewer moving parts. This results in a nearly silent maintenance free operation.

The stage system is fully compatible as a direct replacement for Nikon, Olympus Zeiss and Leica microscope stages. A full range of specimen holders and accessories are available from LEP. The MAC6000 Linear DC Servo Drive module makes the BioPrecision3 LM stages fully compatible with all existing software applications.

### Features

- Low profile design
- Precise joystick control
- Nearly silent
- Fully programmable
- High resolution feedback
- Compatible with most microscopes

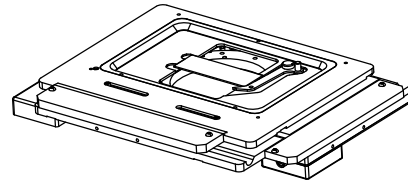
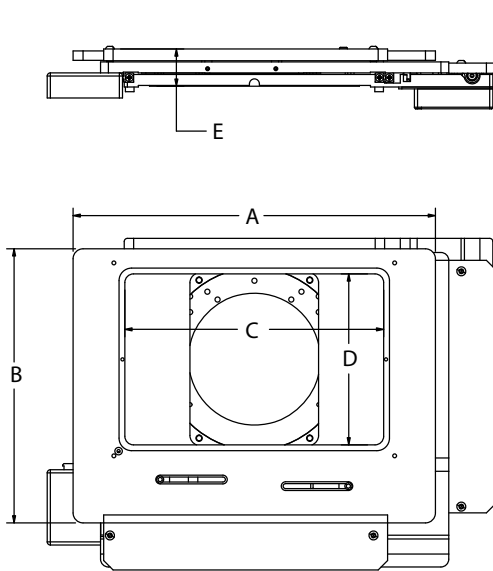


**Ludl Electronic Products Ltd.**

171 Brady Avenue  
Hawthorne, NY 10532  
(888) 769-6111 • [www.ludl.com](http://www.ludl.com) • [sales@ludl.com](mailto:sales@ludl.com)



## Dimensions



	Top (X) Length	Top (Y) Width	Aperture Length	Aperture Width	Stack Height
Model	A	B	C	D	E
96SLM100	231	175	165	110	22

\* adapters are designed to match focus height to microscope dimensions in mm (+/- 0.5mm)

## Performance

Base Model Number	Travel Range	Max. Speed	Weight	Straightness Flatness
96SLM100	100x75mm	200 mm/sec	1.8kg	1 $\mu$ m/25mm

Position Feedback		Resolution (minimum)	Repeatability	Accuracy
Standard Encoder	-LE	100nm	0.25 $\mu$ m	2 $\mu$ m
High Res. Encoder	-LE2	50nm	0.20 $\mu$ m	2 $\mu$ m

Stage performance can vary greatly depending upon physical and environmental factors such as specimen mass, temperature variation and the stability of the microscope. Consult an LEP applications specialist to assess the stage performance for your application.

## Adapters

BioPrecision3 stages require a microscope specific adapter ring. The following is a list of common microscopes and adapters. Contact sales representative for compatibility information.

Cat. Num.	Microscope Application
99A213	ZEISS Axioimager
99A243	OLYMPUS BX series
99A244	NIKON 50i, 80i, CiL
99A245	LEICA DM series

