



DRUCKER MODEL 642E *SINGLE-SPEED ELECTRONIC CENTRIFUGE*

The 642E is the **world's best-selling clinical laboratory centrifuge**. Easy two-button operation ensures repeatability and standardization, while advanced design delivers high-quality blood separation every time. Its preset speed and runtime make the 642E the ideal choice for consistency in doctor's offices, patient service centers, and outreach locations.

Easy to Use

Spin samples with the press of just one button. The 642E processes 75-100 mm (3-10 mL) tubes for chemistry, coag, and PPP.

Simple Settings

The 642E features a preset runtime of 10 minutes at 1,600 xg for all common chemistry needs.

Built to Last

No routine maintenance. The brushless motor and unique convection-based cooling system ensure years of high-quality separations.

Engineered for Safety

Protect your lab with the clear, shatterproof lid, which locks until the centrifuge has stopped completely.

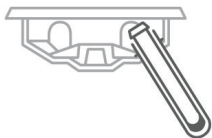
A Great Value

Get the world's #1 clinical laboratory centrifuge at a price that fits any budget. The unit arrives ready for use with the horizontal rotor, tube holders, and 2-year warranty included in the affordable price.

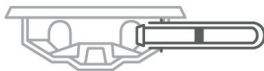
2-Stage Horizontal Rotor

Our patented swing-out horizontal rotor design incorporates a unique test tube holder that produces the ideal horizontally separated samples.

Loading Angle



Rotation Angle

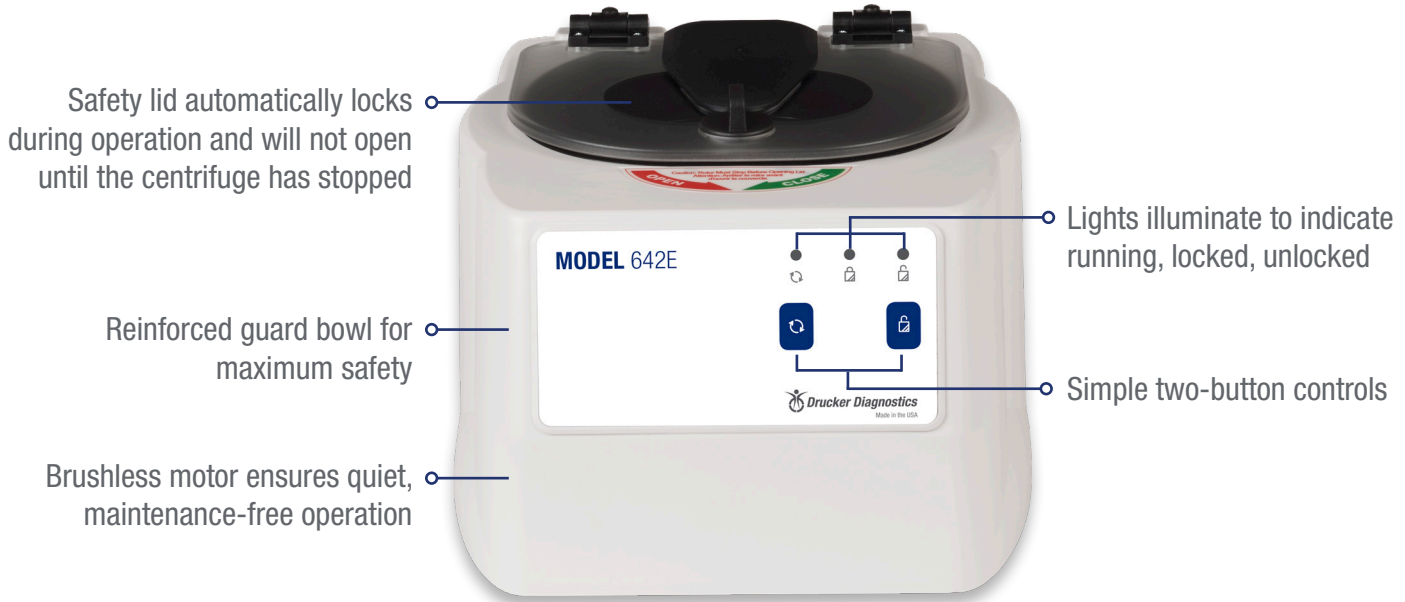


Tubes	Applications	Centrifugation	Included	Warranty
<p>6 75 & 100 mm 3-10 mL</p>	<p>Chemistry, Coag, PPP</p>	<p>Horizontal 1,600 xg Max RCF 3,400 Max RPM</p>	<p>Rotor Tube Holders</p>	<p>2 years Rotor: lifetime warranty Extended warranty available</p>

DRUCKER MODEL 642E

Part Numbers	642E
Centrifuge	00-018-009-001
75-100 mm tube holder	7713079 (1 qty)
SmartView Platform	00-079-009-001
1 yr Warranty Extension	03-0-0007-0001
2 yr Warranty Extension	03-0-0007-0002
3 yr Warranty Extension	03-0-0007-0006

Specifications	642E
Sound level	64 dBA
Dimensions	11.75 x 14 x 8.75 in 30 x 35.5 x 22 cm
Weight	11 lbs (5 kg)
Max Acceleration	10 seconds
Max Deceleration	20 seconds
Power	115 V – 50/60 Hz



OTHER DRUCKER MODELS



642M
For mobile centrifugation
For use with 12V outlet



HORIZON
3 preset cycles, available for 6, 12, 24 tubes
For blood and urine



SampleSafe™ Lockbox
24-hour sample protection
Top load and front load models

FDA LISTED



RoHS
Compliant



ISO13485
certified



druckerdiagnostics.com
sales@druckerdiagnostics.com

+1-866-265-1486 (U.S. only)
+1-814-692-7661

